



6+



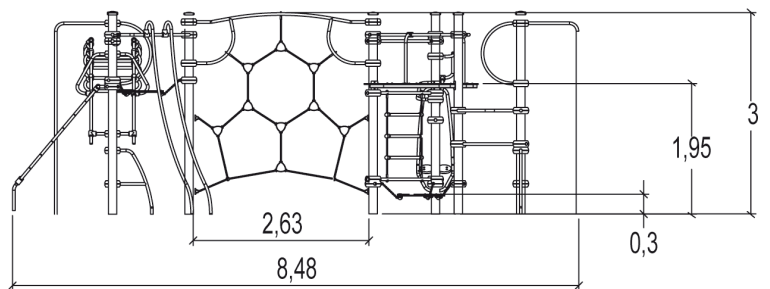
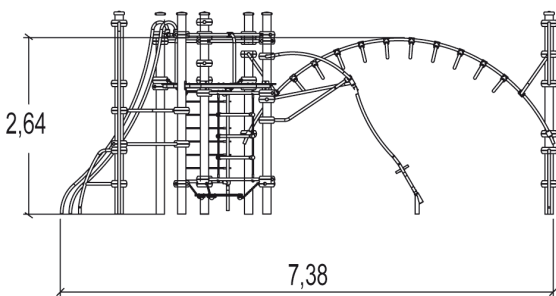
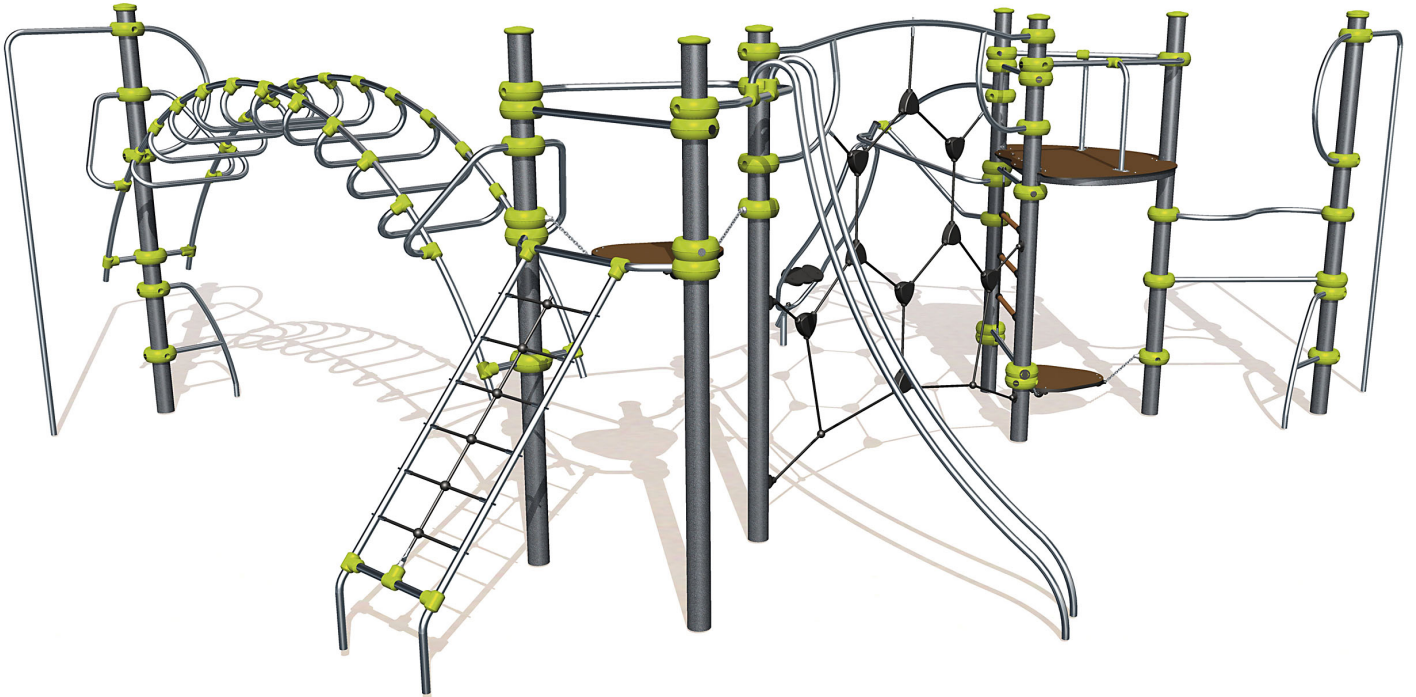
22



3m



1 = 8,05m 2 = 7,36m 3 = 3,06m



Play value : 17

sliding



x2

meeting



x3

resting



x1

hanging



x1

balancing



x2

rotating



x1

climbing

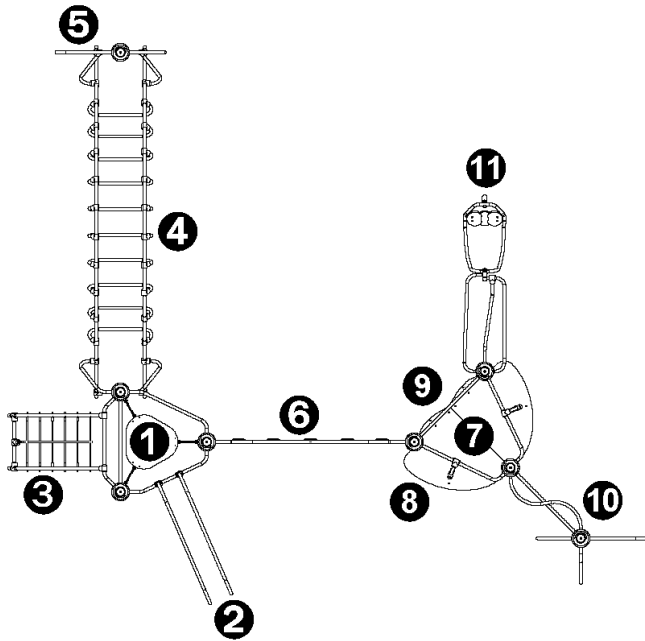


x5

getting across



x2

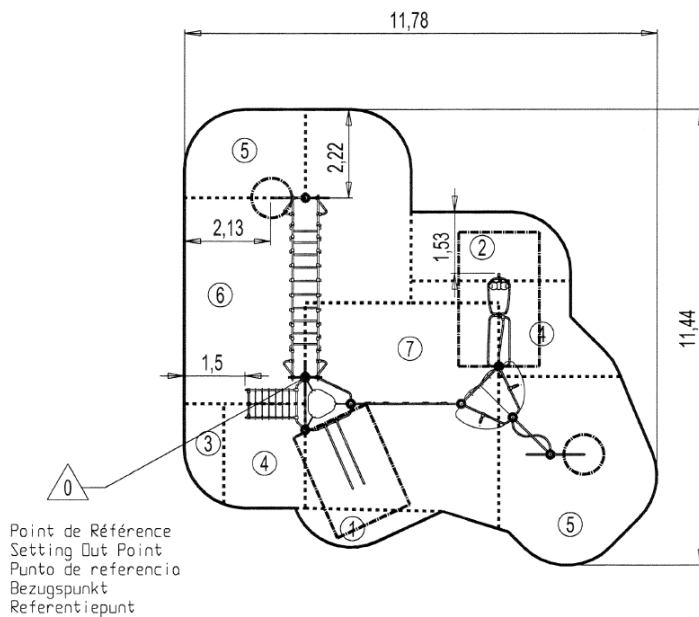


- 1 Tour Delta
- 2 Speed slide
- 3 Delta Incline net
- 4 Great arch
- 5 Parrot mast
- 6 Net IXO
- 7 Tour Alpha
- 8 Suspended platform
- 9 Echelle droite delta
- 10 Vis à vis
- 11 Gyro

Installation of equipment

Impact area =

- Impact area
- Free space



1	0,6m	2,5m ²
2	0,7m	6,5m ²
3	1m	2m ²
4	1,95m	12m ²
5	2m	22m ²
6	2,4m	28m ²
7	3m	25,5m ²



2



52h30



0.8m³



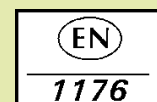
98.5m²



647kg



54kg



Proludic

2012-10-09