



6+



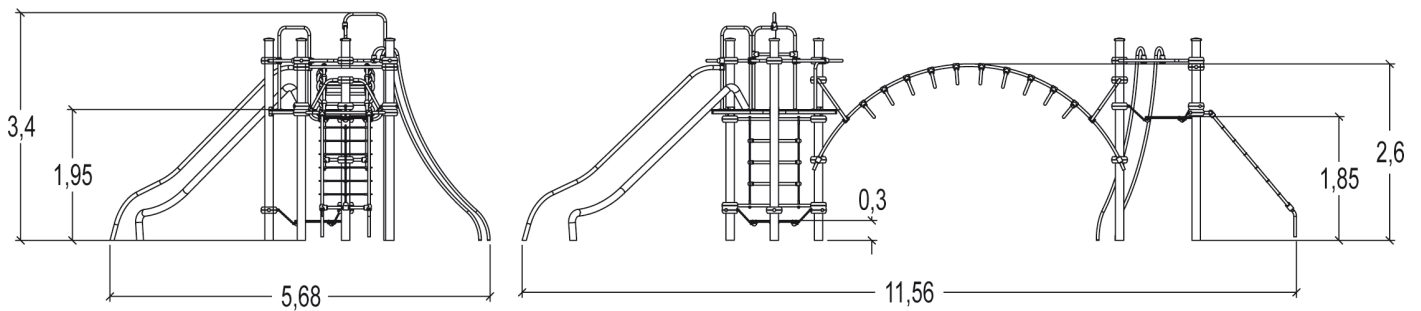
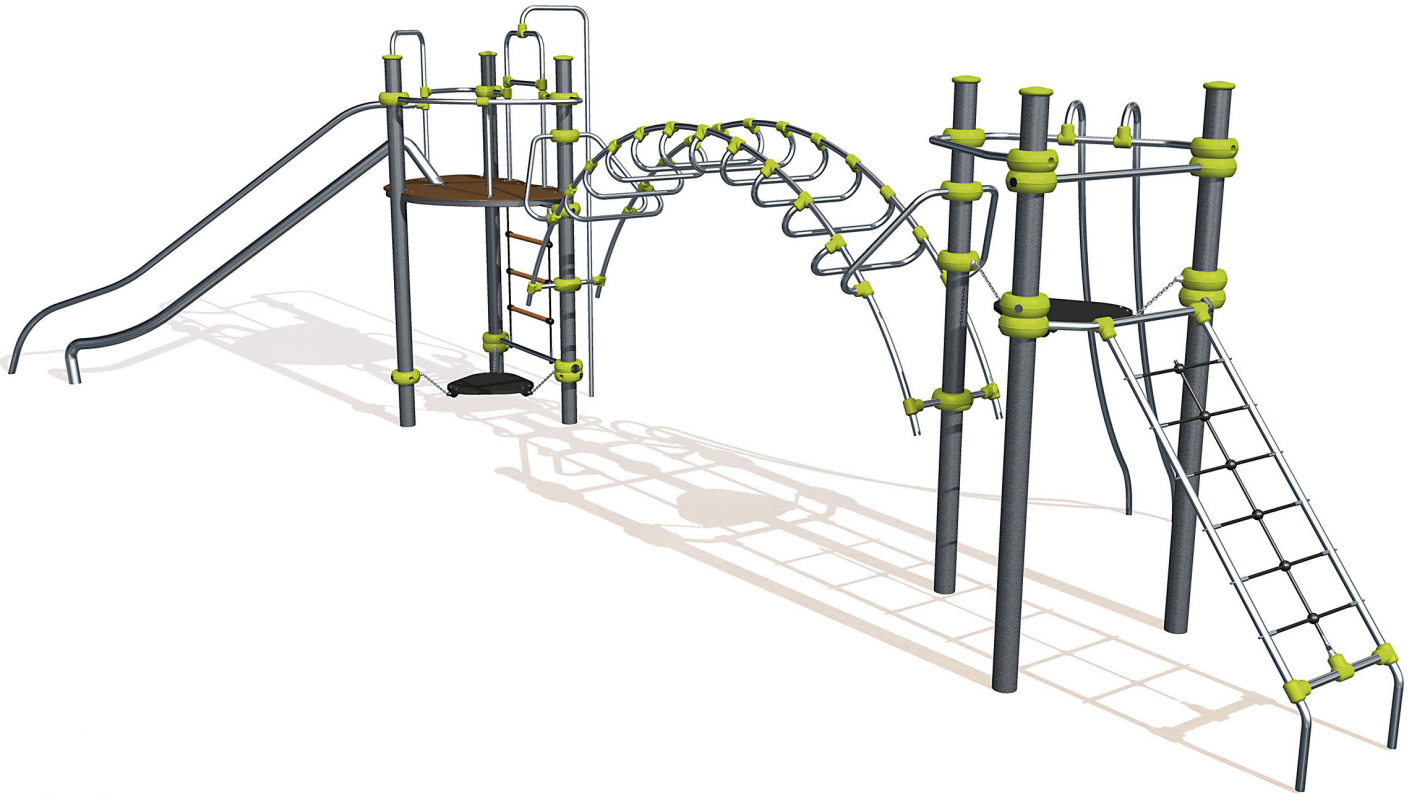
20



2,4m



1 = 11,56m 2 = 5,66m 3 = 3,4m



Play value : 12

sliding



x3

meeting



x2

hanging



x1

balancing



x2

climbing

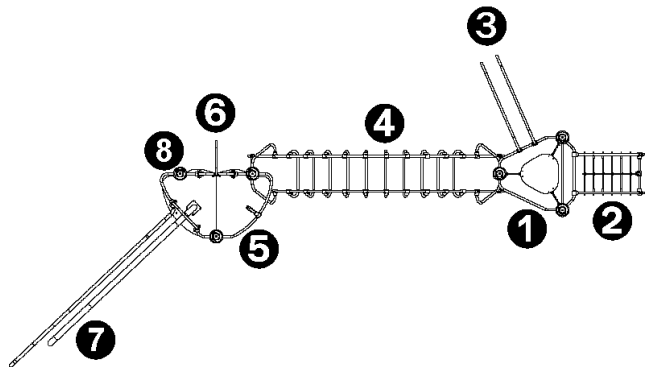


x3

getting across



x1

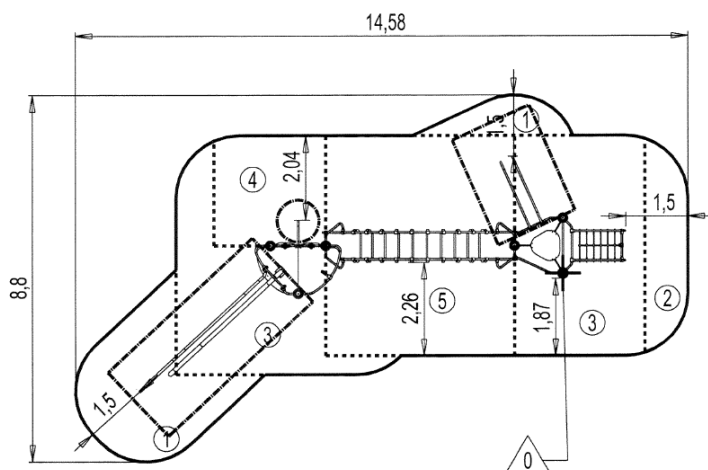


- ① Tour Delta
- ② Incline net
- ③ Speed slide
- ④ Great arch
- ⑤ Tour Epsilon
- ⑥ Fireman's pole
- ⑦ Turbo Slide
- ⑧ Suspended platform
- ⑨ Echelle droite delta

Installation of equipment

Impact area =

- Impact area
- Free space



Point de Référence
Setting Out Point
Punto de referencia
Bezugspunkt
Referentiepunt



1	0,6m	12m ²
2	1m	5m ²
3	1,95m	30m ²
4	2,2m	7m ²
5	2,4m	24m ²



2



18h45



0.6m³



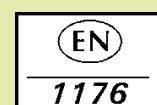
78m²



548kg



54kg



Proludic

2012-10-09