



3+




67



2,8m



1 = 17,92m 2 = 10,7m 3 = 6,86m



Play value : 33

climbing



x3

role play



x1

sliding



x5

meeting



x4

resting



x1

handling



x1

crawling



x1

hiding



x2

balancing



x3

taking shelter



x2

visual stimulation



x2

climbing

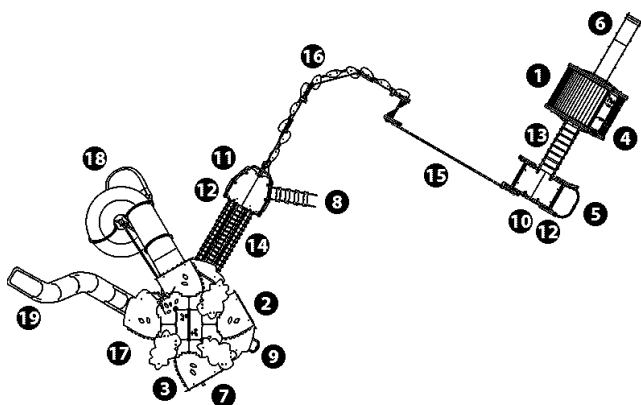


x3

getting across



x5

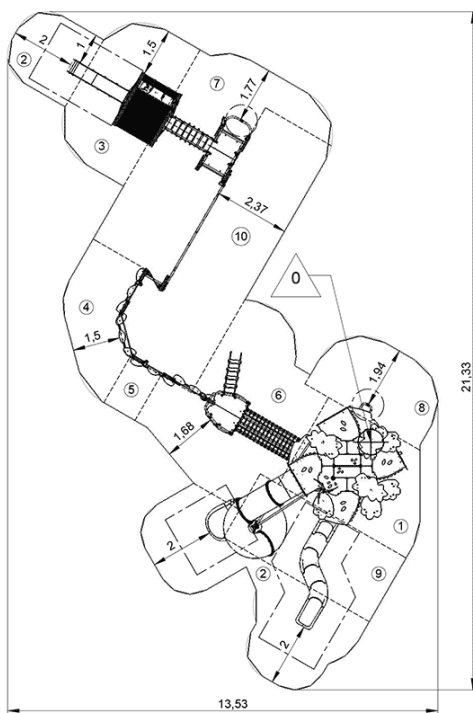


- ❶ Platform H: 1.17m
- ❷ Play porthole
- ❸ Play panel
- ❹ Climbing wall H: 1.7m
- ❺ Fireman's pole
- ❻ Slide Ht : 0.6m
- ❼ Butterfly play panel
- ❽ Net ladder
- ❾ Fireman's pole
- ❿ Platform with no roof, Ht: 1,37m
- ⓫ Platform with no roof, Ht: 1,77m
- ⓬ Climbing wall
- ⓭ Tilted bridge
- ⓮ Net tunnel
- ⓯ Spider web net
- ⓰ Pathway
- ⓱ Tower 6m / 6 platforms
- ⓲ Polyethylene slide Ht : 4.17m
- ⓳ Slide Ht : 2.37m

## Installation of equipment

Impact area =

- Impact area
- Free space



1	0,6m	13,5m <sup>2</sup>
2	1m	23,5m <sup>2</sup>
3	1,17m	13m <sup>2</sup>
4	1,29m	8m <sup>2</sup>
5	1,58m	2m <sup>2</sup>
6	1,77m	21,5m <sup>2</sup>
7	1,9m	10m <sup>2</sup>
8	2,16m	9m <sup>2</sup>
9	2,37m	12,5m <sup>2</sup>
10	2,8m	35m <sup>2</sup>



3



52h00



2m<sup>3</sup>



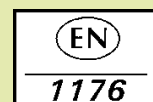
148m<sup>2</sup>



3501kg



72kg



*Proludic*

0000-00-00