



5+



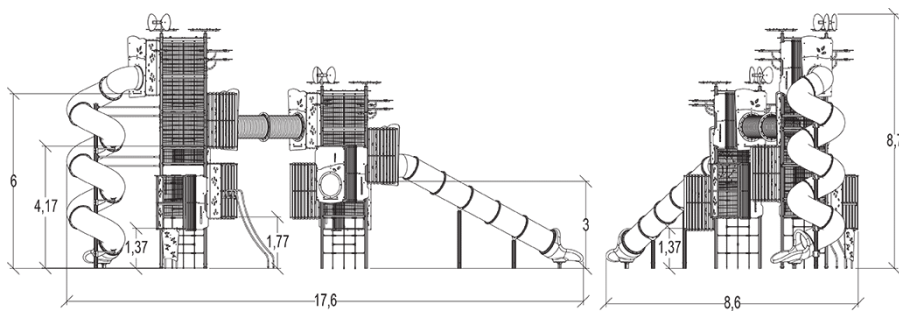
55



2,16m



1 = 17,6m 2 = 8,61m 3 = 8,66m



Play value :

25

climbing



x1

role play



x2

sliding



x5

meeting



x2

resting



x2

crawling



x1

hiding



x3

balancing



x2

taking shelter



x2

visual stimulation



x2

climbing

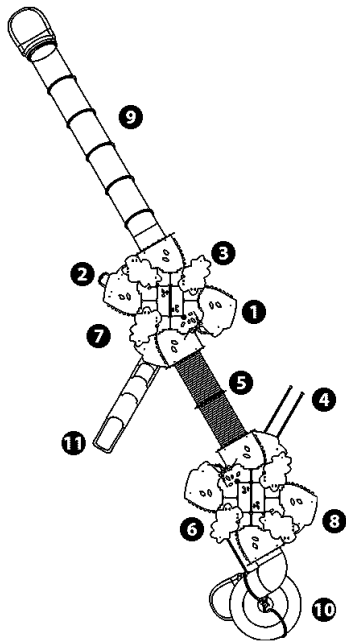


x2

getting across



x1

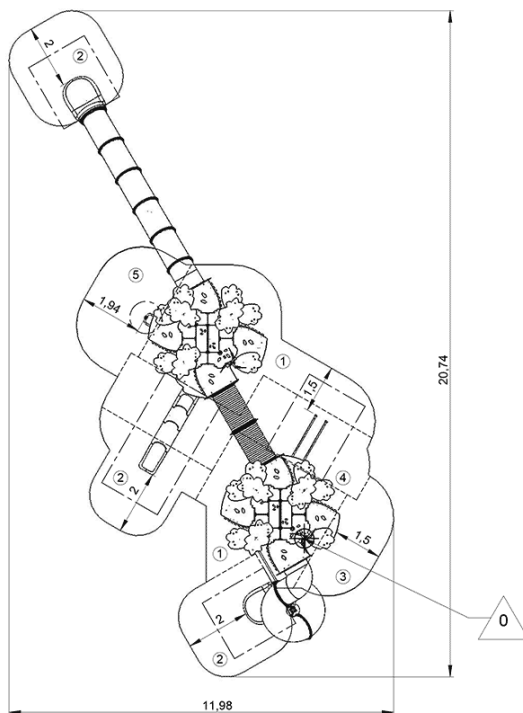




- ❶ Play porthole
- ❷ Fireman's pole
- ❸ Butterfly play panel
- ❹ Speedslide
- ❺ Polyethylene tunnel
- ❻ Climbing wall Ht: 1.37m
- ❼ Tower 6m / 5 platforms
- ❽ Tower 8m / 5 platforms
- ❾ Polyethylene slide Ht : 2.97m
- ❿ Polyethylene slide Ht : 5.97m
- ⓫ Slide Ht : 1.77m

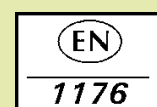
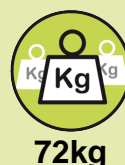
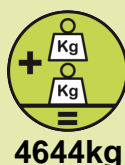
Installation of equipment

Impact area =

———— Impact area
 - - - - - Free space



		
1	0,60m	32m ²
2	1,00m	27m ²
3	1,37m	6,5m ²
4	1,77m	16m ²
5	2,16m	12m ²



0000-00-00