



2+



2



0,3m



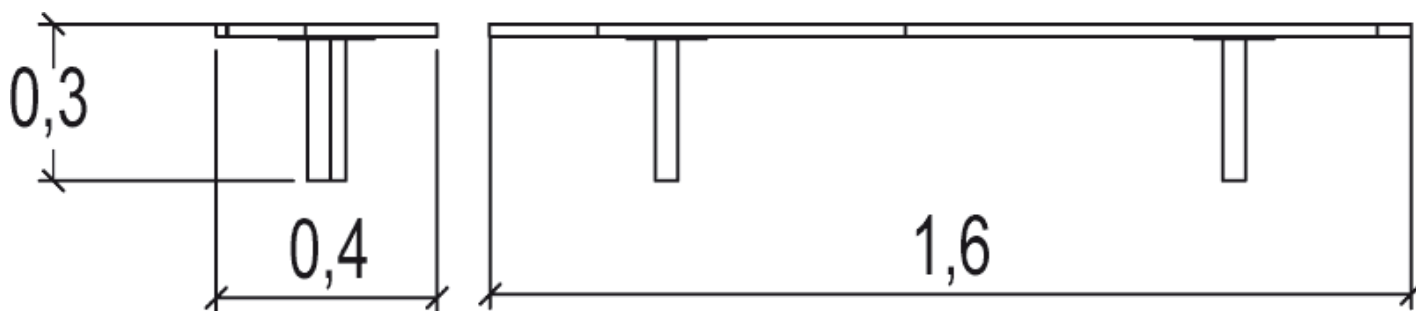



1 = 1,6m 2 = 0,4m 3 = 0,3m



Motor disability

Sensorial disabilities


Learning disabilities



Play value : 1

balancing

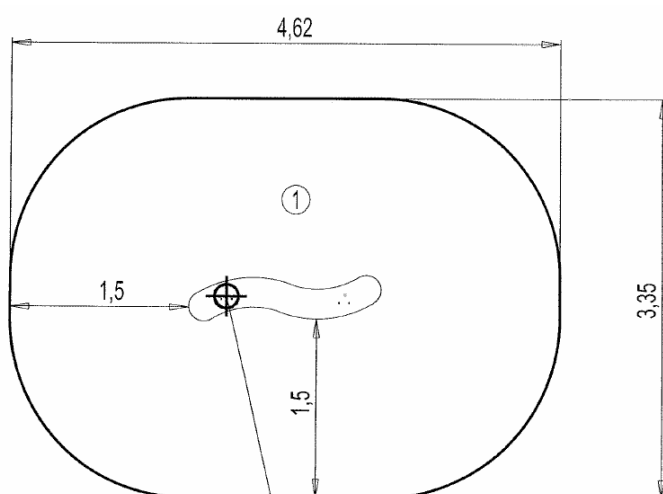




Installation of equipment

Impact area =

—— Impact area
- - - Free space



0 Point de Référence
Setting Out Point
Punto de referencia
Bezugspunkt

1	0,30m	14m ²



1



00h45



0.06m³



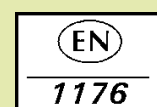
14m²



11kg



6kg



Proludic

2007-01-01