



3+



23




2,47m



1 = 6,2m 2 = 4,2m 3 = 3,5m



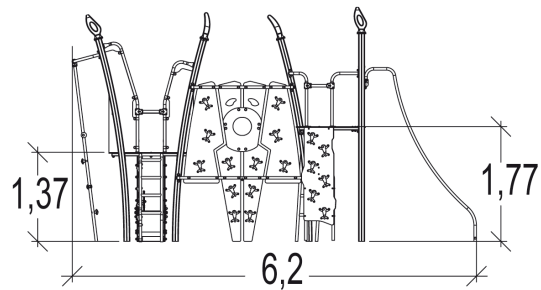
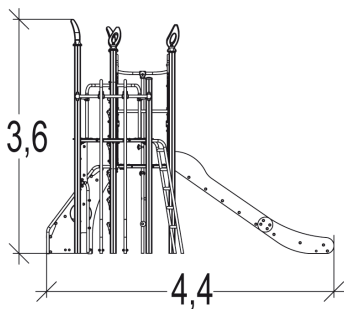

Motor disability



Sensorial disabilities



Learning disabilities



Play value :

7

climbing



x2

sliding



x1

handling

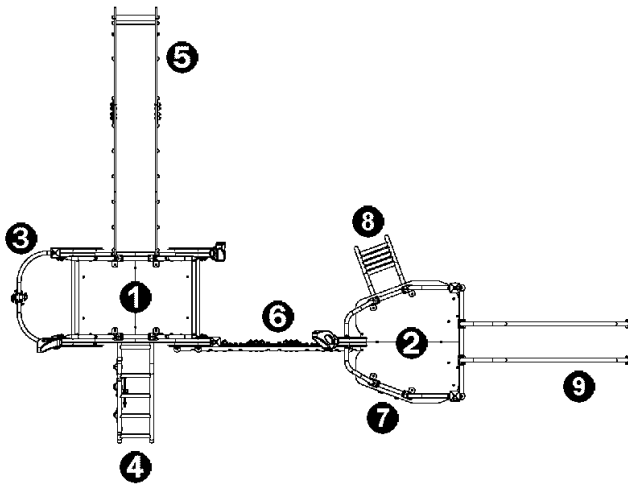


x1

climbing



x3

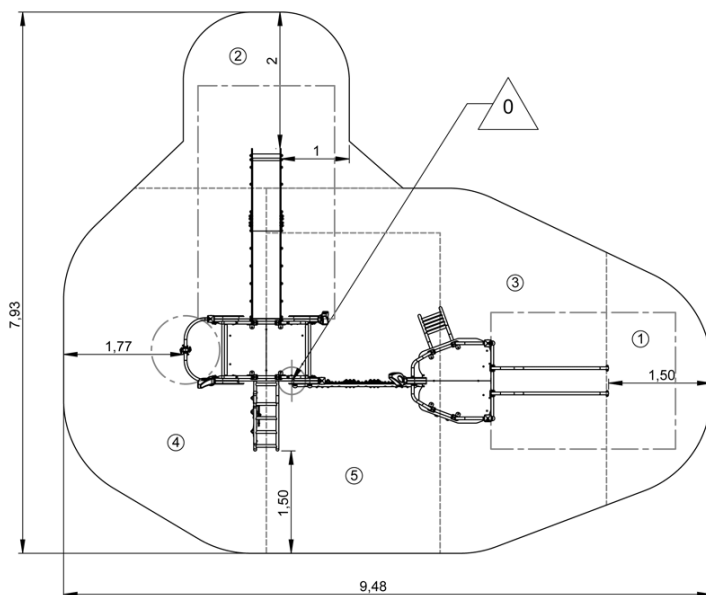


- ① Platform with no roof, Ht: 1,37m
- ② Platform with no roof, Ht: 1,77m
- ③ Coconut tree mast
- ④ Climbing unit, HT: 1.37m
- ⑤ Slide Ht : 1.37m
- ⑥ Totem climbing wall
- ⑦ Climbing wall
- ⑧ Ladder Ht: 1.77m
- ⑨ Speed Slide

Installation of equipment

Impact area =

- Impact area
- Free space



1	,6m	4,5m ²
2	1m	7m ²
3	1,77m	13,5m ²
4	1,9m	14m ²
5	2,47m	12m ²



2



18h00



0.5m³



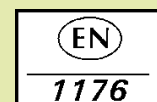
51m²



539kg



26kg



Proludic

0000-00-00