



PRODUCT INFORMATION Shift-p-LSchrank2_TY_EN - 15.03.2022 - www.vs-furniture.com

Shift+ Landscape Mobile cabinet elements with doors for specialist rooms.

Structure of glued linear bodies on a steel cross-member with 4 technical casters, 2 of which are lockable. Optional with 4 adjustable feet.

Body of melamine-resin-coated chipboards with glued-on plastic edge. With glued center walls for partitioning the bodies. With rows of holes (25 mm) for adjustable shelf inserts and a perforated-plate back panel. Partly with plastic boxes/trays on guide rails (see table).


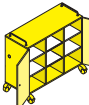
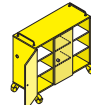
Front consisting of 1, 2 or 3 wing doors with bow-type handle, inset-type handle or handle knob (see table).

Locking system optionally with cylinder or turn-knob locks.

Function: Optional with magnets on the outer sides for docking further cabinet elements.

Push-handles (optional) made of steel on the top of the body.

The following material groups are available to choose from: Body made of chipboard: L4; Front made of chipboard: L3; Perforated-plate: M1; Gratnells plastic box: C3.

	* Possibility of choosing boxes and shelf inserts for each row								
									
Shift+ Landscape	h with (without) handle = 96,9 (91,5)	45324		45323		45322			
	h with (without) handle = 115,6 (110,2)		45329		45328		45327		
	h with (without) handle = 134,4 (129,0)			45342		45341			45340
	w-d				105,5-42,5				
	Number of doors	1			2			3	
Number of raw				3					
* Number of boxes (h 7.5/15) per row	8/4	10/5	12/6	8/4	10/5	12/6	8/4	10/5	12/6
* Number of shelf inserts per row				6					