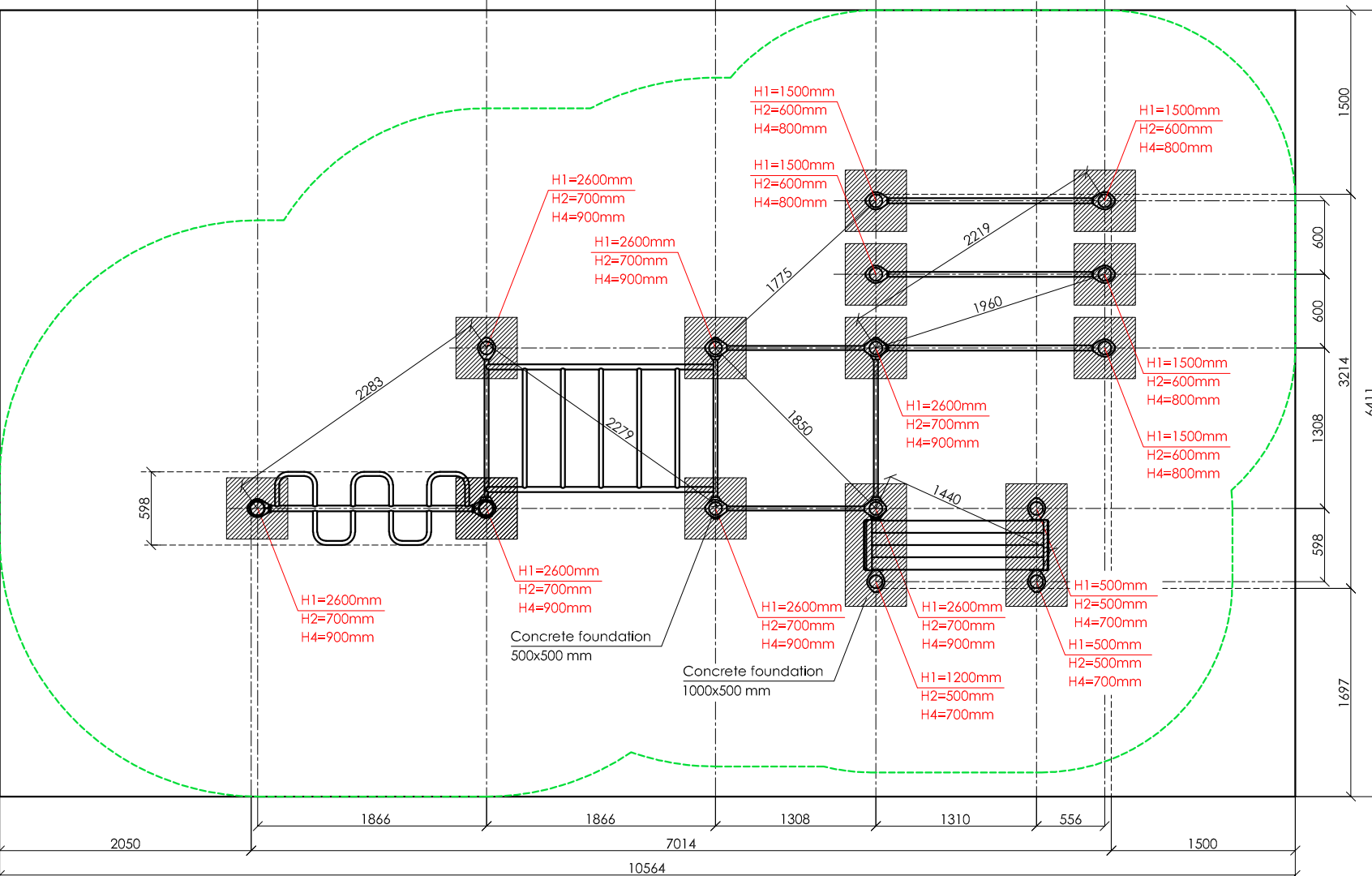
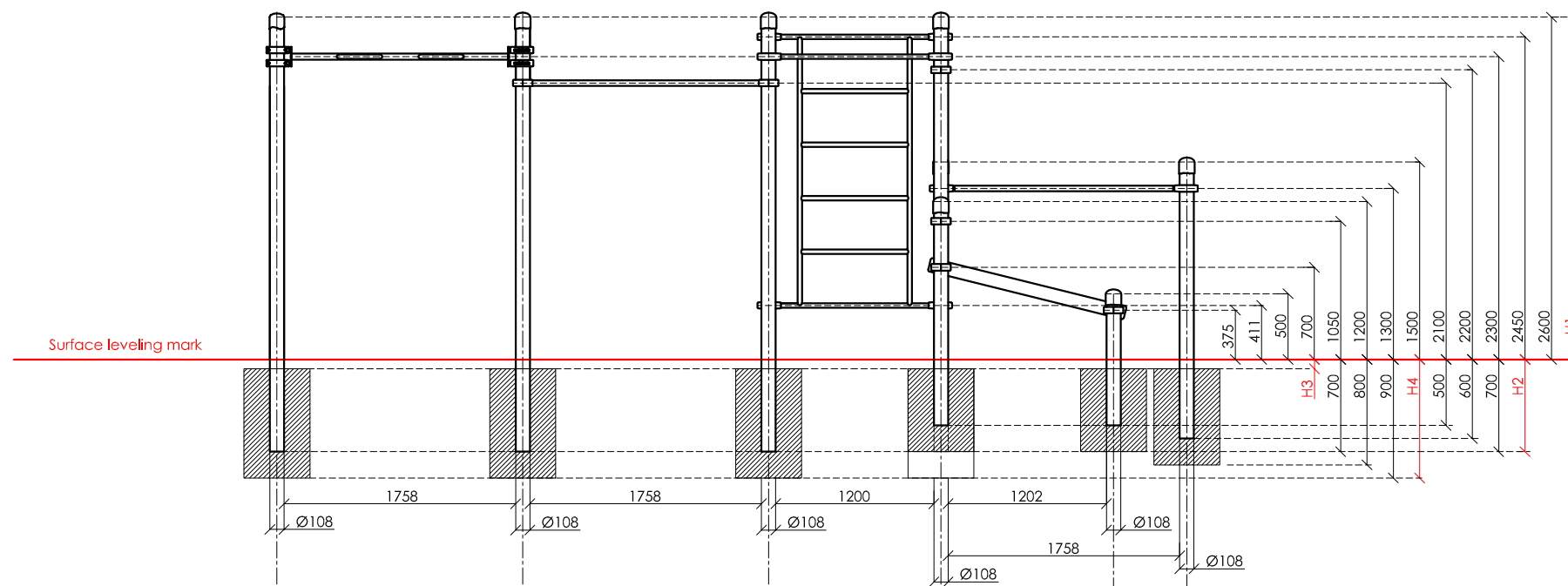
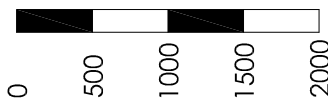


SCALE 1:50



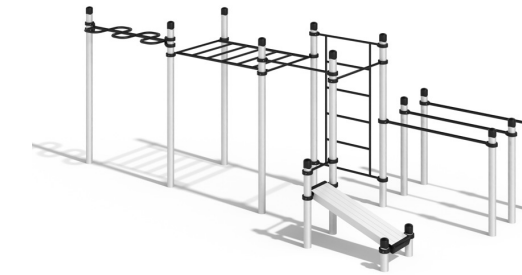
**KENGURU
PRO**

"KENGURU PRO" LTD

Address: Lauteres street 4, Riga, Latvia, LV-1002
 VAT Reg. No. 40103750152
 Bank: A/S Luminor bank, SWIFT: RIKOLV2X ,
 Bank Account: LV65RIKO0002930161161
 e-mail: info@kengurupro.eu
 www.kengurupro.eu

K-031

Kola



The complex consists of fifteen vertical columns of different height, two crossbars 1200 mm in length, Swedish wall, classic monkey bar, aluminium bench for abs, monkey bar - snake, and double parallel bars. Height of the Swedish wall - 2073 mm, width - 1200 mm. The distance between the crossbars of the Swedish wall - 407 mm. The length of the classic monkey bar is 1900 mm. The distance between the crossbars of the monkey bar is 311 mm. Monkey bars - snake is 1758 mm in length. Double parallel bars consist of three horizontal crossbars, length of the bars - 1758 mm. Distance between parallel bar side columns is 600 mm. Construction is secured together with siluminium clamps. Weight- 314,6 kg.

Installation instructions:

- Choose a suitable underground for the unit (see page 2, table 2)!
- Prepare the construction pit with a drilling machine or other devices.
- Before pouring the concrete all structures elements must be leveled and fixed.
- Complex elements must be fixed and bolted together with metal clamps.
- Ready-made C25 concrete should be used.
- Crossbars installation height can be changed according to customer's wishes.
- Approximately 0,15m³ concrete is needed for each spot foundation.
- Under the structures we recommend to install absorbing rubber cover.

The size of the hole for the foundation is depending on the consistency of the ground. The dimensions mentioned above are applicable for normal conditions with firm ground. If the ground is extremely soft, a much bigger foundation is needed. Use only appropriate material and follow the installation instructions closely!!!

Foundation plan and area of movement of the K-031 Kola				Technical information													
Foundation when using Shock absorbing underground (synthetic - rubber granulates)		Beveling of foundation when using loose filling material		width:	3214 mm												
				height:	2650 mm												
				length:	7014 mm												
				largest part:	3350 mm												
				weight:	314,6 kg												
				floor space required	10564 x 6411 mm												
				pipe measurements:	<table border="1"> <tr> <td>diameter:</td> <td>108 mm</td> <td>wall thickness:</td> <td>3,0 mm</td> </tr> <tr> <td></td> <td>42,4 mm</td> <td></td> <td>3,0 mm</td> </tr> <tr> <td></td> <td>33,7 mm</td> <td></td> <td>3,0 mm</td> </tr> </table>	diameter:	108 mm	wall thickness:	3,0 mm		42,4 mm		3,0 mm		33,7 mm		3,0 mm
diameter:	108 mm	wall thickness:	3,0 mm														
	42,4 mm		3,0 mm														
	33,7 mm		3,0 mm														
				columns Ø108mm:	anodized profiled aluminium tube AW6060 (Silver color)												
				elements:	stainless steel AISI 304, brushed surface												
				metal clamps:	siluminium, powder coated, RAL 9005 (pure black)												
				bolts for metal clamps:	stainless steel, Pin Hex Button Head Security bolts M10												
				bench beam measurements:	<table border="1"> <tr> <th>Height, width (mm)</th> <th>Length (mm)</th> </tr> <tr> <td>100x100</td> <td>1500</td> </tr> </table>	Height, width (mm)	Length (mm)	100x100	1500								
Height, width (mm)	Length (mm)																
100x100	1500																
				aluminium beams:	silver color, anodized AW 6060, 2,0 mm												
				max. free fall height:	< 2450 mm possible underground see DIN 79000:2012-05 Tab.2 or installation instructions												
				user height:	> 140 cm												
				maximum user weight:	130 kg												
				certificates:	TÜV Rheinland InterCert Kft.												

