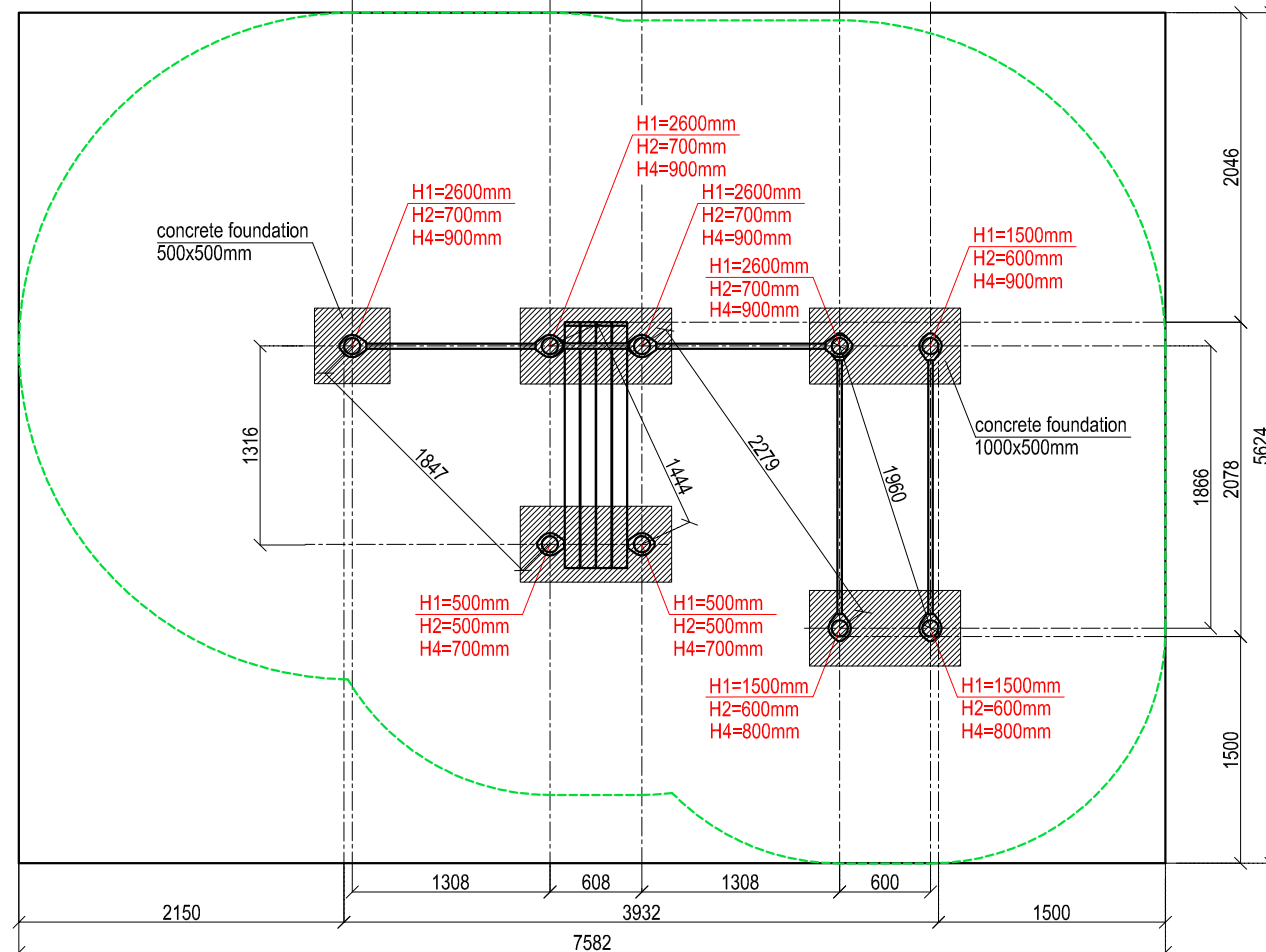
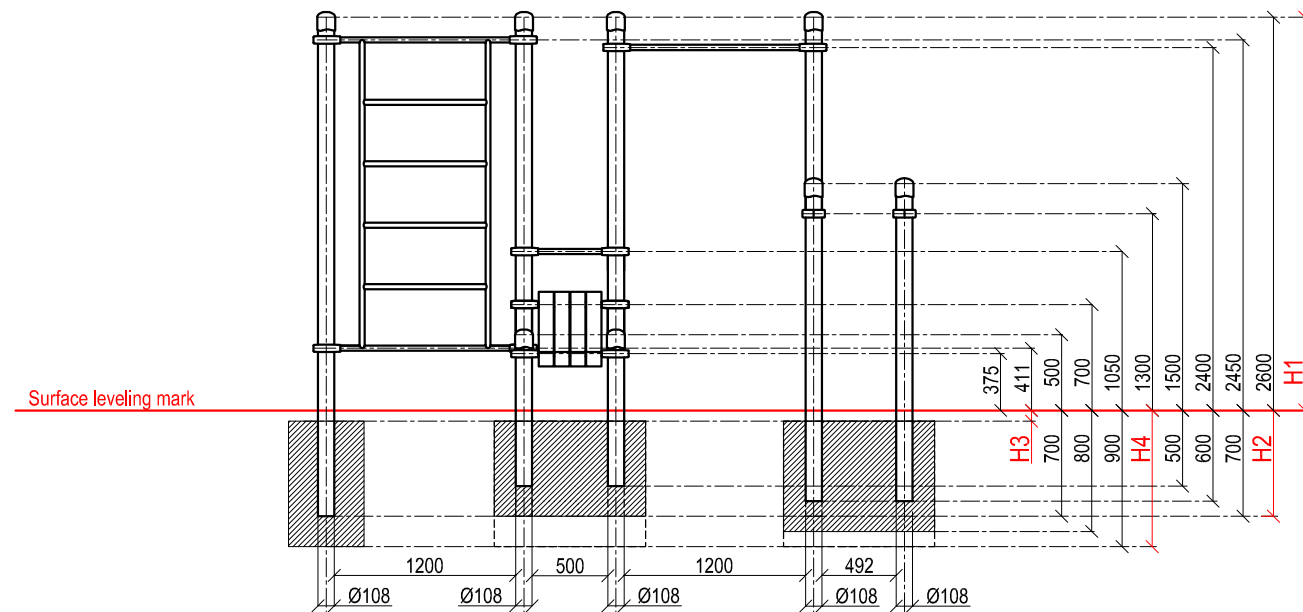
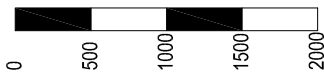


SCALE 1:50



LTD "KENGURU PRO"
 Address: Lauteres street 4, Riga, Latvia, LV-1002
 VAT Reg. No. 40103750152
 Bank: A/S DNB bank, SWIFT: RIKOLV2X,
 Bank Account: LV65RIKO0002930161161
 e-mail: info@kengurupro.eu
 www.kengurupro.eu

K-019

Swedish wall, pull-up bar, abs bench, parallel bars



The complex consists of nine vertical columns of different height, Swedish wall 2073 mm in height and 1200 mm in width, one crossbar for pull-ups with the length of 1200 mm (1758 mm optional length is possible), wooden bench for abs and parallel bars that consist of two horizontal crossbars, with the length of the bars - 1758 mm. Distance between the side columns of parallel bars is 600 mm. Construction is secured together with aluminium clamps.
 Weight 313,4 kg

Installation instructions:

- Choose a suitable underground for the unit (see page 2, table 2)!
- Prepare the construction pit with a drilling machine or other devices.
- Before pouring the concrete all structures elements must be leveled and fixed.
- Complex elements must be fixed and bolted together with metal clamps.
- Ready-made C25 concrete should be used.
- Crossbars installation height can be changed according to customer's wishes.
- Approximately 0,15m³ concrete is needed for each spot foundation.
- Under the structures we recommend to install absorbing rubber cover.

The size of the hole for the foundation is depending on the consistency of the ground. The dimensions mentioned above are applicable for normal conditions with firm ground. If the ground is extremely soft, a much bigger foundation is needed. Use only appropriate material and follow the installation instructions closely!!!

Foundation plan and area of movement of the K-019 Swedish wall, pull-up bar, abs bench, parallel bars				Technical information		
Foundation when using Shock absorbing underground (synthetic – rubber granulates)		Beveling of foundation when using loose filling material		width:	2078 mm	
H3		Drop height		height:	2650 mm	
40 mm	> 1.2.....1.4 m	20 cm	< 1.0 m	length:	3932 mm	
50 mm	> 1.5.....1.7 m	30 cm	< 2.0 m	largest part:	3350 mm	
60 mm	> 1.8.....2.0 m	40 cm	< 3.0 m	weight:	313.4 kg	
70 mm	> 2.1.....2.5 m			floor space required	7582 x 5624 mm	
				pipe measurements:	diameter:	wall thickness:
					108 mm	3.2 mm
					33.7 mm	3.2 mm
				metal parts:	steel, galvanized, powder coated RAL 7016 (anthracite grey)	
				metal clamps:	aluminium, powder coated, RAL 2004 (pure orange)	
				bolts for metal clamps	stainless steel, Pin Hex Button Head Security Screws M10	
				wooden beam measurements:	Height, width	Lenght
					92 x 100	1650
				wooden parts:	SAYERLACK painted, NCS S3030-Y30R	
				max. free fall height:	< 2450 mm	possible underground see DIN 79000:2012-05 Tab.2 or installation instructions
				user height:	> 140 cm	
				maximum user weight:	130 kg	
				certificates:	TÜV Rheinland InterCert Kft.	

