



3+



27




2,10m



1 = 12,44m 2 = 1,03m 3 = 2,80m



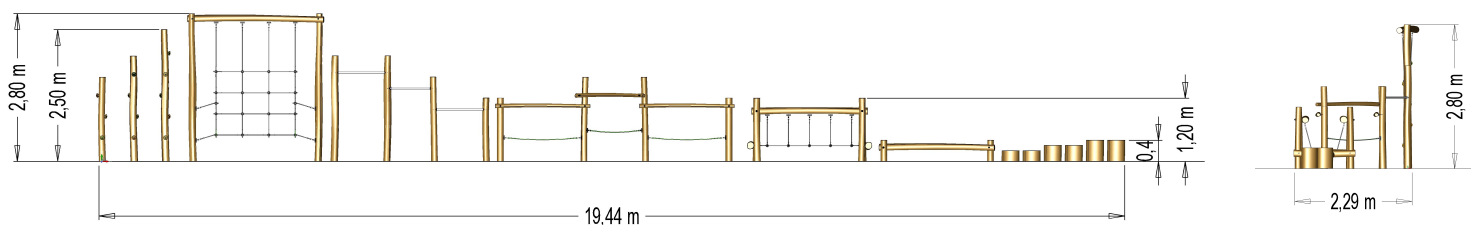
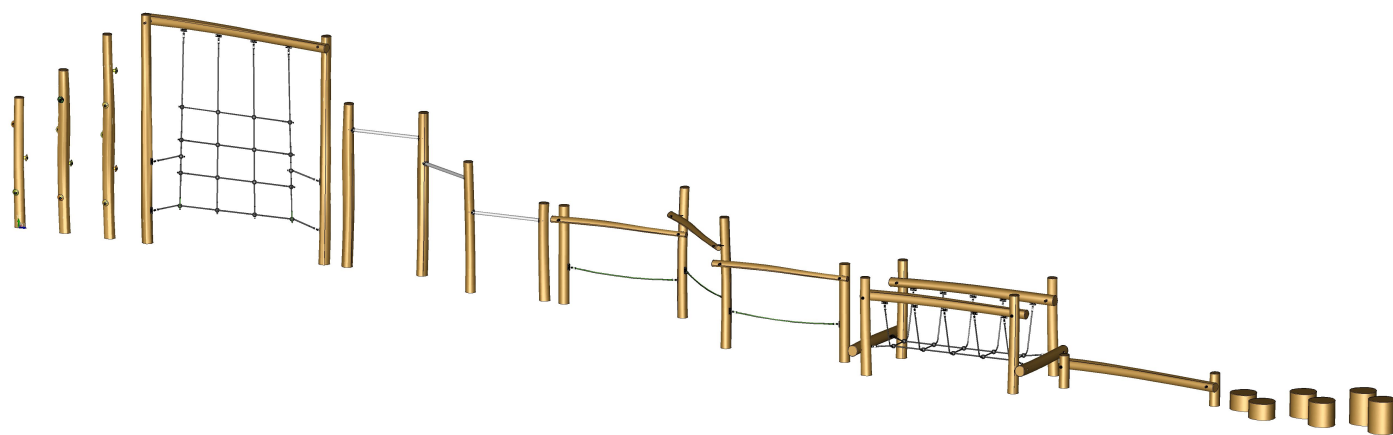

Handicap moteur



Handicap sensoriel



Handicap mental



Fonctions ludiques : 12

s'équilibrer



x4

traverser



x5

escalader



x1

grimper



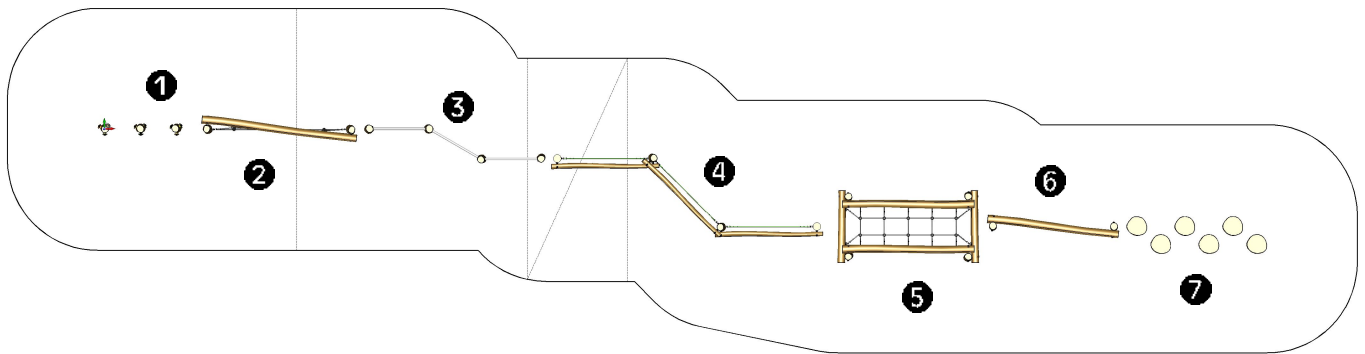
x1

se suspendre



x1

- ① Rondins d'escalade
- ② Filet vertical
- ③ Barres fixe
- ④ Filet élingues
- ⑤ Pont suspendu
- ⑥ Poutre d'équilibre
- ⑦ Pas japonais



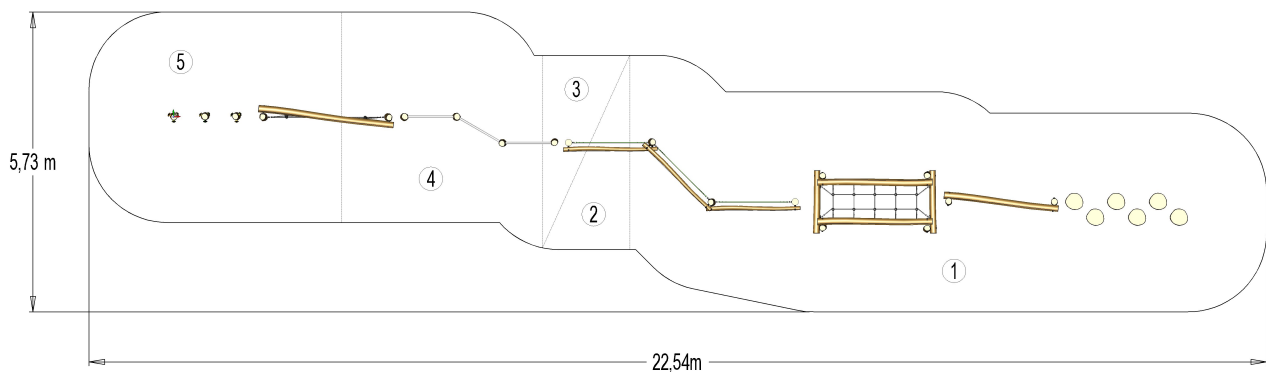
Installation de l'équipement

Zone d'impact : Surface de sol minimale requise

- Zone d'impact
- Espace libre



1	0,6m	47,5m ²
2	1,0m	3m ²
3	1,4m	3m ²
4	1,7m	15,5m ²
5	2,1m	18,5m ²



2



07h00



1,28m³



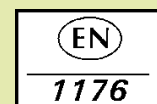
87,5m²



1047kg



400kg



Proludic

FT-JBS-24/02/2020