



3+



24



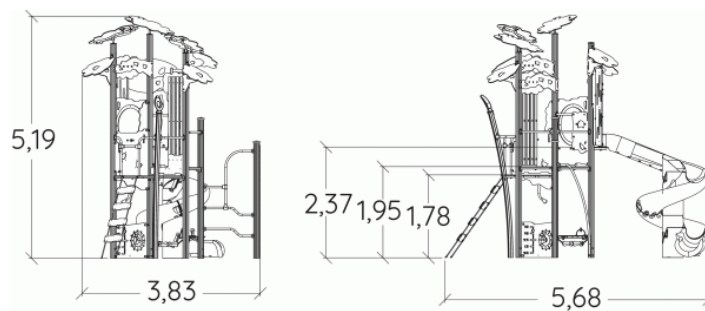
2,37m



1 = 5,7m
2 = 3,86m
3 = 5,2m



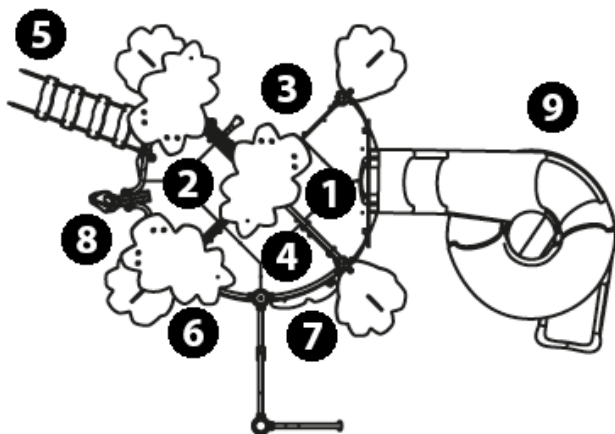
Motor inclusion
Sensory inclusion
Mental inclusion



Play value : **22**

role play	sliding	meeting	resting	handling	swinging	hiding	balancing
x1	x2	x1	x2	x2	x2	x1	x1
taking shelter	thinking	sound stimulation	tactile stimulation	visual stimulation	climbing	getting across	
x1	x1	x1	x2	x2	x2	x1	



Components

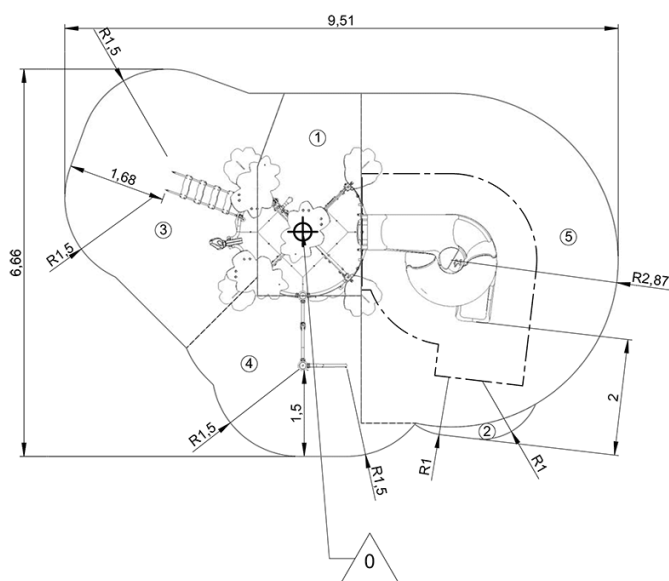




- ① Platform Ht : 2,37 m
- ② Interconnection
- ③ Clock panel
- ④ Play porthole
- ⑤ Net ladder
- ⑥ Play panel
- ⑦ Shop
- ⑧ 2-seater suspended seats
- ⑨ Spiral slide, Ht: 2.37m

Installation of equipment

IMPORTANT: It is essential to refer to the installation instructions for information on the size of the safety areas.

-  Impact area (minimum normative surface)
-  Free space



		
1	0,6m	6m ²
2	1m	0,5m ²
3	1,77m	12,5m ²
4	1,95m	7,5m ²
5	2,37m	22m ²



2



18h00



1.2m³



48.5m²



899kg



50kg

