


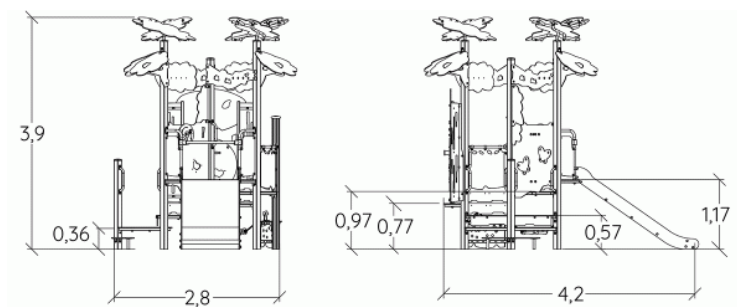
 **2+**
 **14**
 **1,17m**



1 = 4,64m
2 = 3,02m
3 = 3,9m














Motor inclusion
 Sensory inclusion
 Mental inclusion

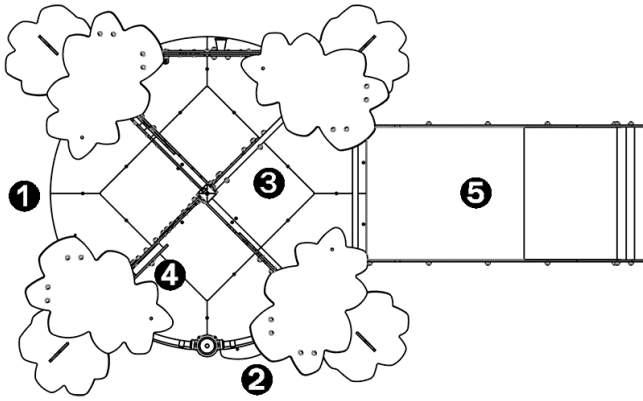


Play value :

19

role play	meeting	resting	handling	swinging	taking shelter	thinking	sound stimulation
							
x3	x1	x1	x3	x1	x1	x1	x2
tactile stimulation	visual stimulation	climbing					
							
x3	x2	x1					

Components

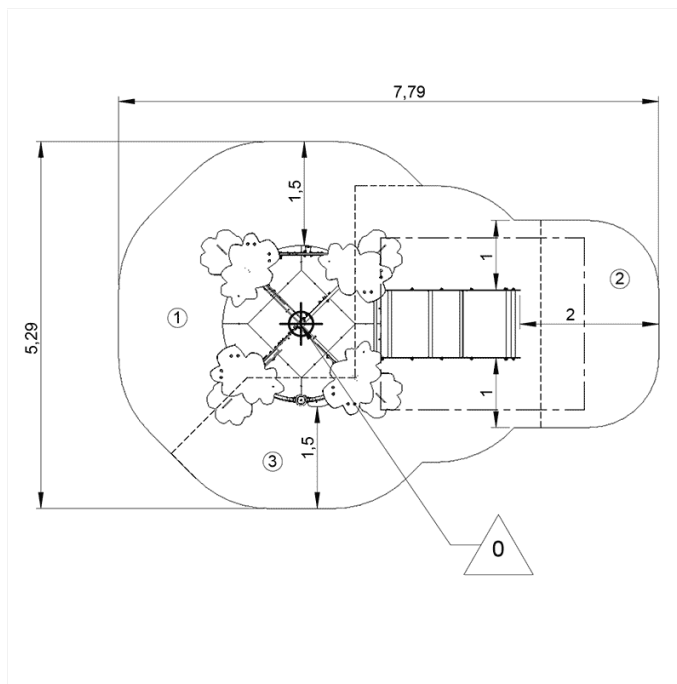


- ① Butterfly play panel
- ② Shop
- ③ 2-seater suspended seats
- ④ panneau ludique disque sonore
- ⑤ plate-forme Ht : 1,17 m

Installation of equipment

Impact area =

- Impact area
- Free space



1	0,6m	18,5m ²
2	1m	7,5m ²
3	1,17m	7,5m ²



2

18h00

1.3m³

33.5m²

754kg

43kg

EN

1176