


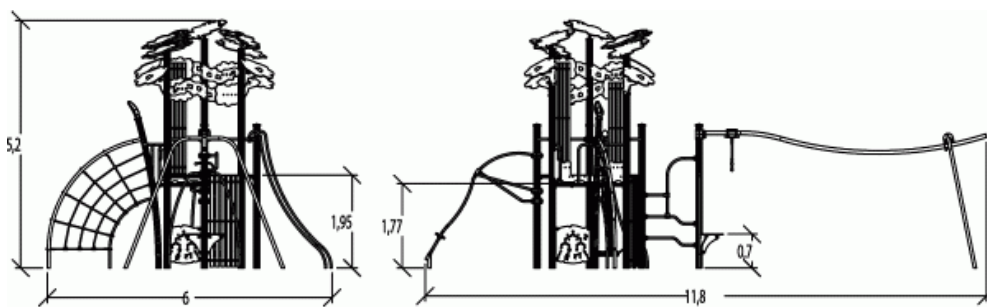












 **3+**
 **29**
 **2,7m**

 1 = 11,78m
 2 = 6m
 3 = 5,2m



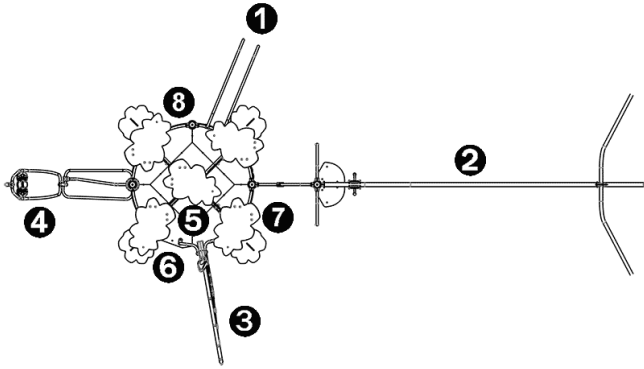
Motor inclusion
 Sensory inclusion
 Mental inclusion



Play value : 18

role play  x1	sliding  x1	meeting  x1	resting  x2	handling  x1	hanging  x2	swinging  x2	balancing  x1
rotating  x1	taking shelter  x1	thinking  x1	tactile stimulation  x1	climbing  x2	getting across  x1		

Components

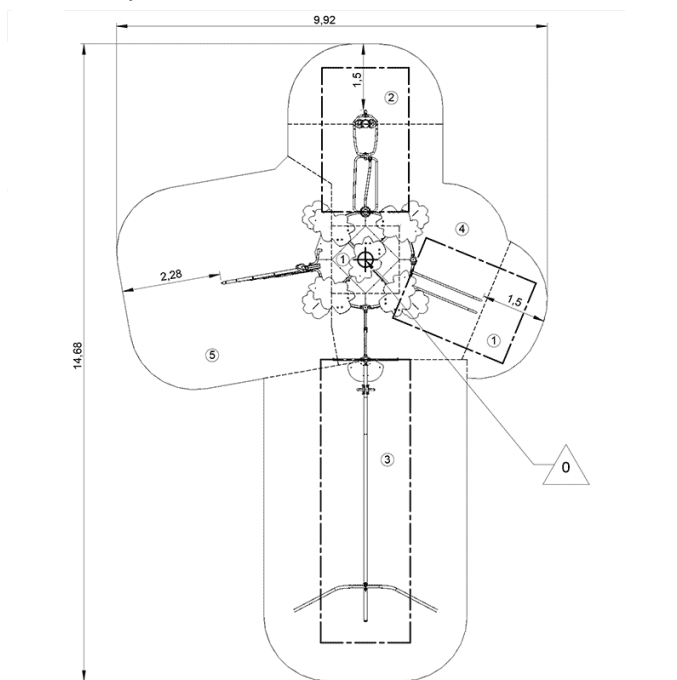


- 1 Speed slide
- 2 tele IXO
- 3 Leaf net
- 4 Gyro
- 5 plate-forme Ht : 1,95 m
- 6 palissade cabane
- 7 panneau ludique
- 8 2-seater suspended seats

Installation of equipment

Impact area =

— Impact area
- - - Free space



1	0,6m	6m ²
2	0,7m	6m ²
3	1m	33,5m ²
4	1,95m	17m ²
5	2,7m	22m ²



2



21h00



1.7m³



84.5m²



942kg



41kg

