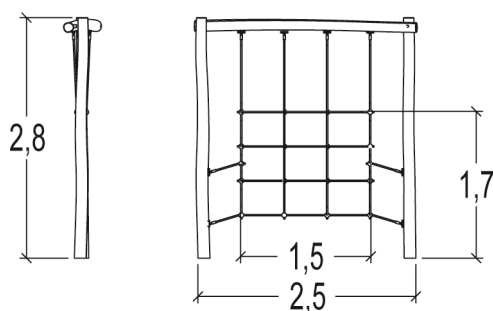
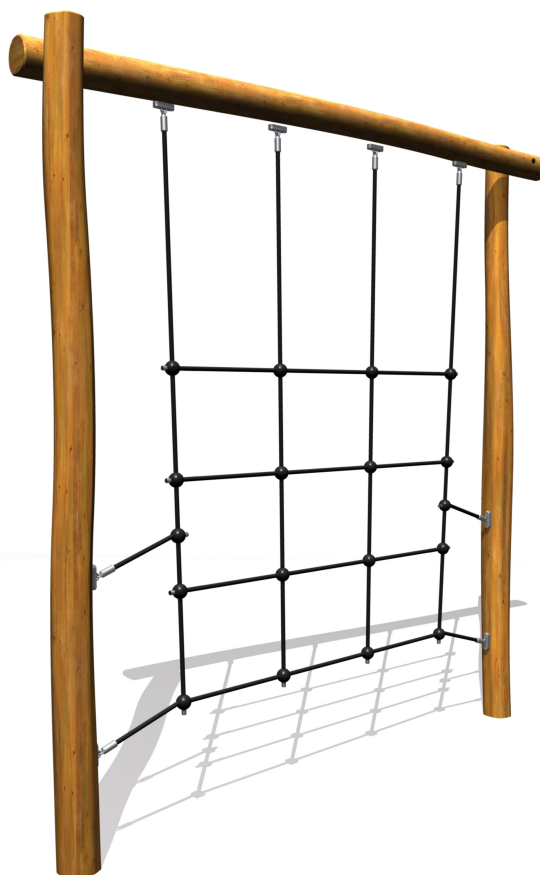




1 = 2,5m
2 = 0,28m
3 = 2,8m



Motor inclusion
Sensory inclusion
Mental inclusion



Play value : **2**

climbing



x1

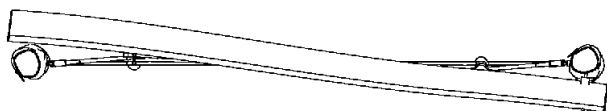
getting across



x1

Components

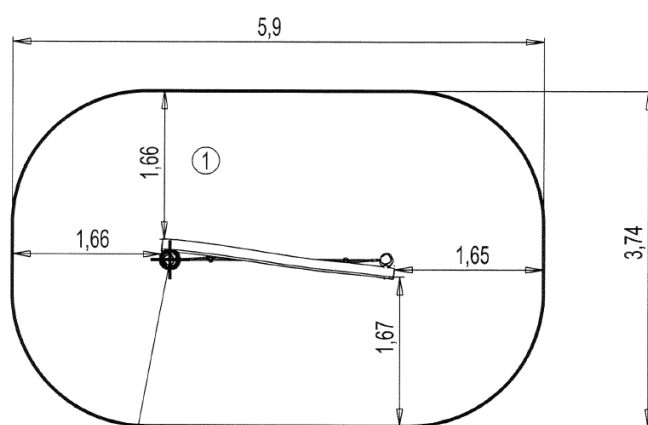
1 Vertical net



Installation of equipment

Impact area =

— Impact area
- - - Free space



Point de Référence
Setting Out Point
Punto de referencia
Bezugspunkt
Referentiepunt

1	1,7m	21m ²



2



01h00



0.13m³



21m²



108kg



42kg

