



3+



36



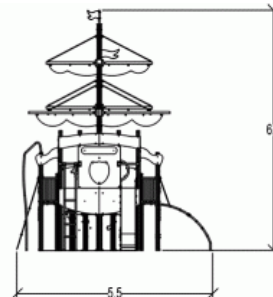
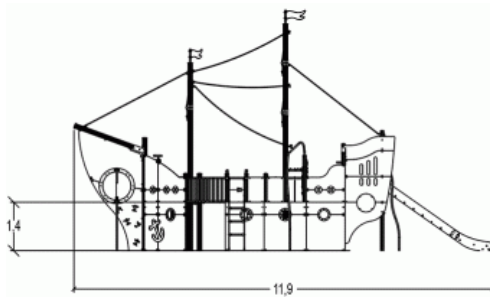
2,1m



1 = 11,8m
2 = 5,51m
3 = 6,8m



Motor inclusion
Sensory inclusion
Mental inclusion



Play value : **16**

role play



x4

sliding



x1

meeting



x4

handling



x2

visual stimulation



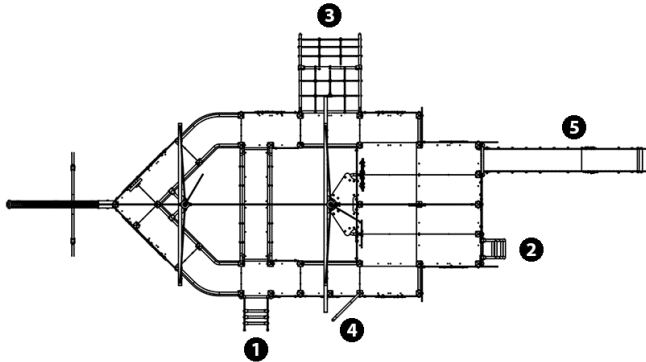
x2

climbing



x3

Components

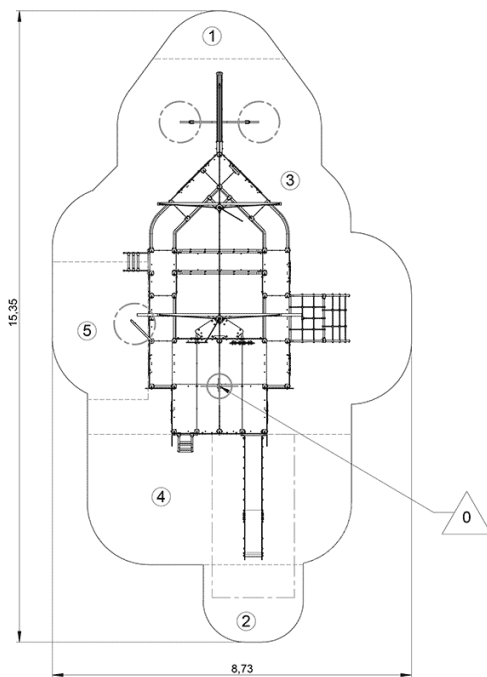


- ❶ Rope ladder H: 1.37m
- ❷ Curved ladder
- ❸ Incline net H: 1.37m
- ❹ Fireman's pole H: 1.37m
- ❺ Slide

Installation of equipment

Impact area =

- Impact area
- Free space



1	0,6m	2,5m ²
2	1m	4m ²
3	1,37m	54,5m ²
4	1,77m	19,5m ²
5	2,1m	7,5m ²



3



30h00



1.7m³



88m²



2213kg



40kg

