



14+



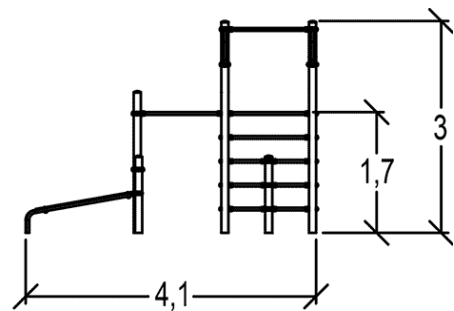
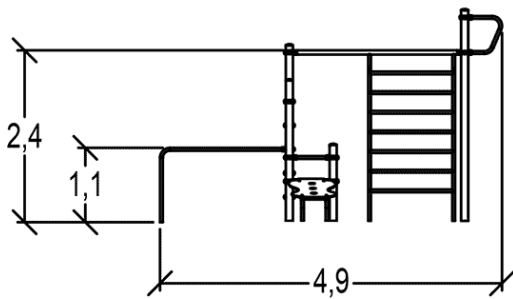
11



2,4m



1 = 4,9m 2 = 4,1m 3 = 3m



Play value : **6**

hanging

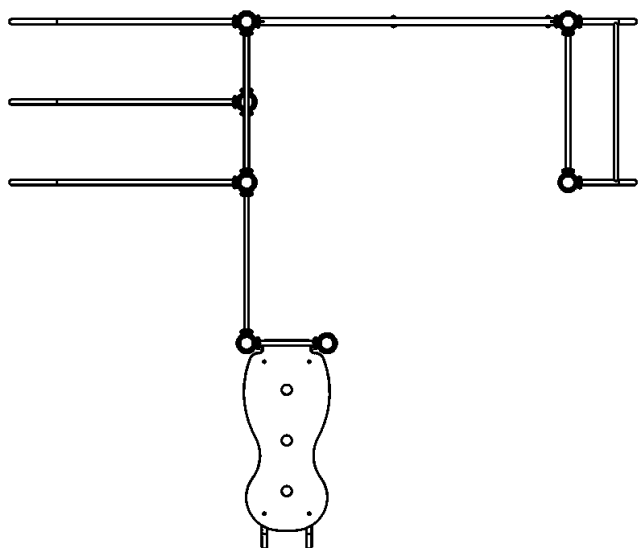


x4

climbing



x2

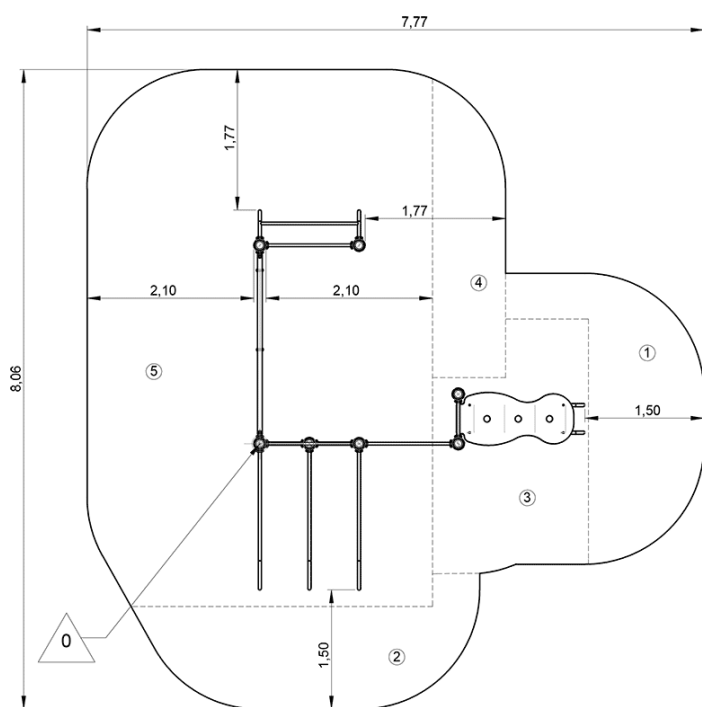


- ❶ Barre fixe 1250
- ❷ Barre parallele
- ❸ Module abdo
- ❹ Espalier
- ❺ Barre de suspension
- ❻ Echelle verticale

Installation of equipment

Impact area =

- Impact area
- Free space



1	0,95m	5m ²
2	1m	5m ²
3	1,7m	6m ²
4	1,9m	3,5m ²
5	2,4m	28,5m ²



2



60h00



1m³



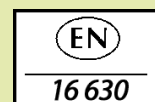
48m²



303kg



31kg



Proludic

0000-00-00