



3+



64



2m



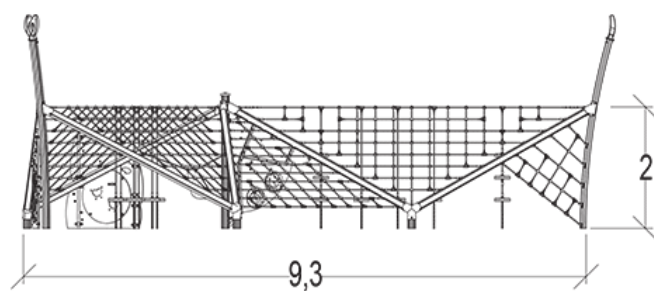
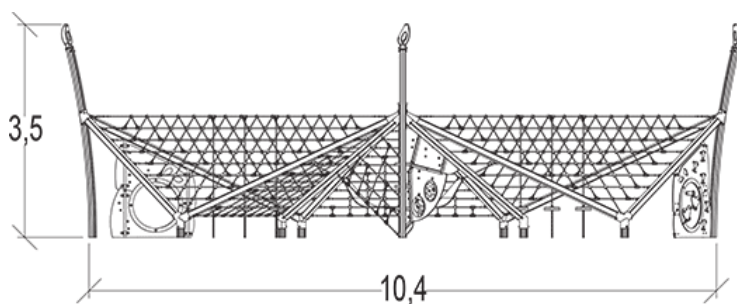
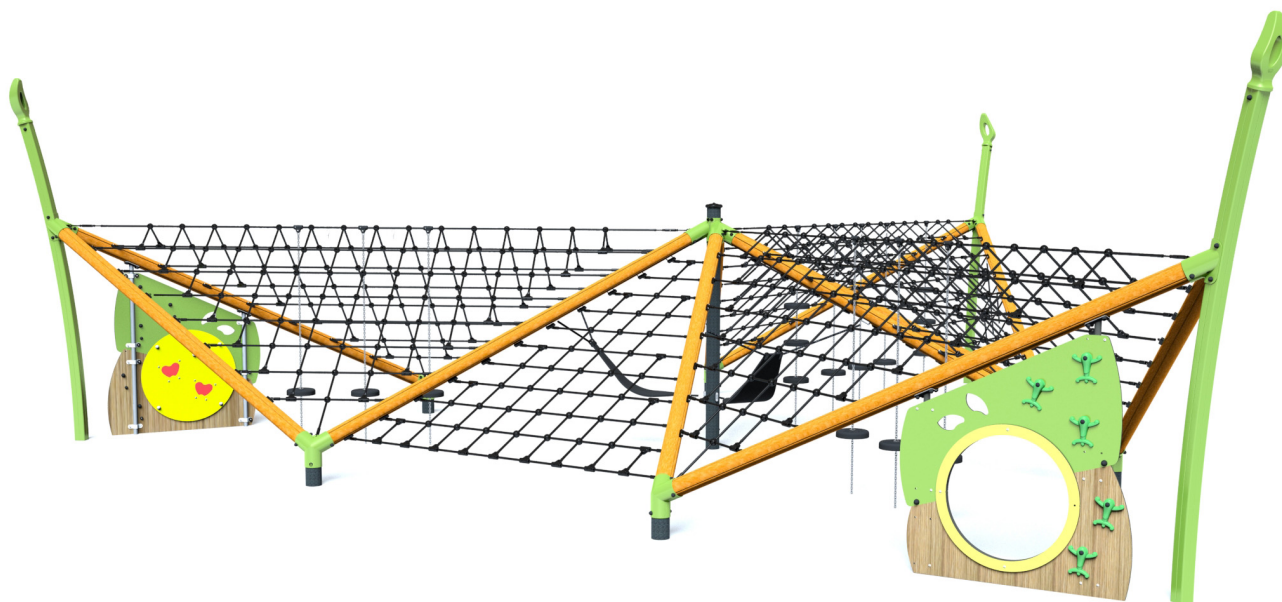

1 = 11,26m 2 = 9,79m 3 = 3,53m



Motor disability

Sensorial disabilities

Learning disabilities



Play value :

20

climbing



x2

meeting



x3

resting



x2

handling



x1

hiding



x1

sound stimulation



x1

visual stimulation



x1

climbing

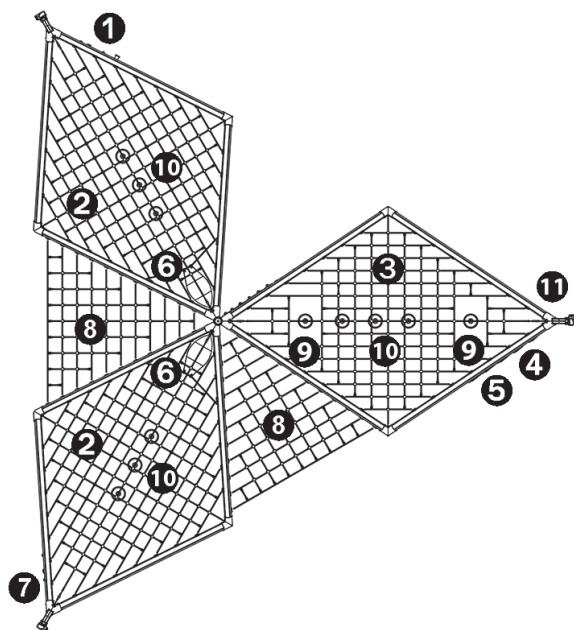


x6

getting across



x3

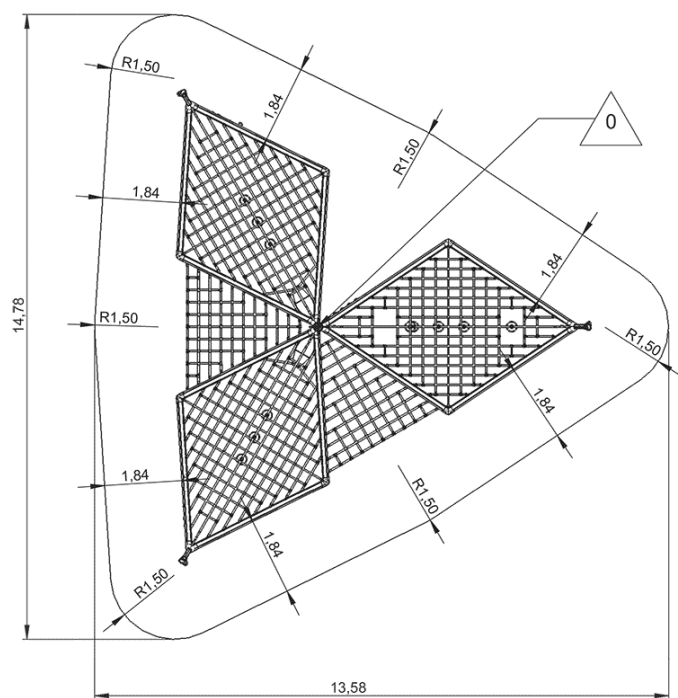




- ❶ Butterfly play panel
- ❷ Net
- ❸ Open Net
- ❹ Climbing wall
- ❺ Tunnel panel
- ❻ Hammock
- ❼ Small net
- ❽ Multiplay Unit wire
- ❾ Climbing rope
- ❿ Suspended seat
- ⓫ Acoustic play pannel

Installation of equipment

Impact area =

———— Impact area
- - - - Free space



<div>   </div>		
1	2m	128m ²



2



31h00



2.1m³



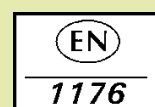
128m²



1248kg



37kg



Proludic

0000-00-00