



2-8



25



0,6m



1 = 8,23m 2 = 3,3m 3 = 1,8m



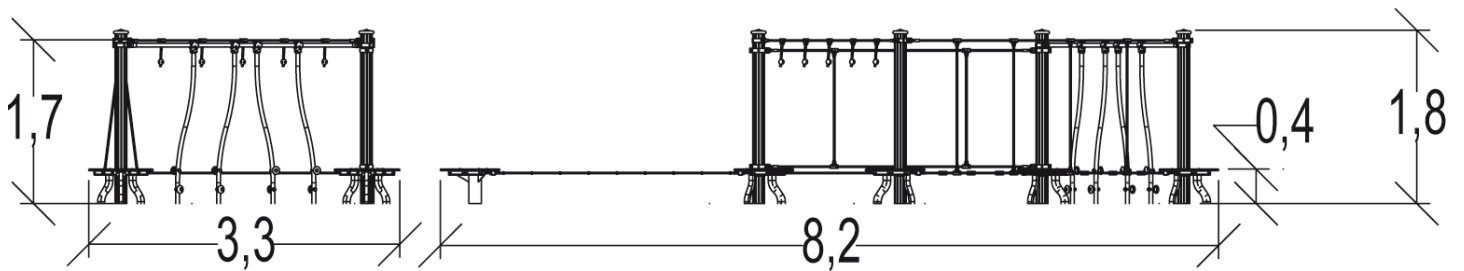

Motor disability



Sensorial disabilities



Learning disabilities



Play value : 9

meeting



x1

resting



x1

balancing



x3

climbing

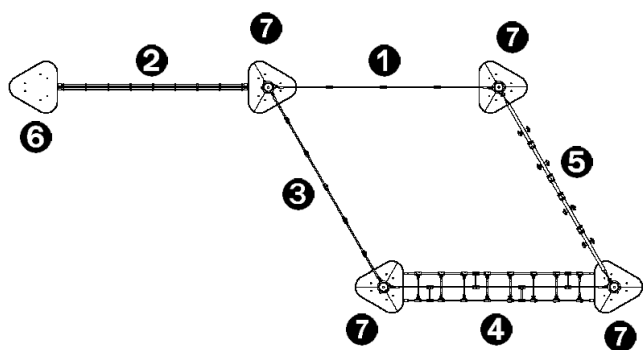


x1

getting across



x3

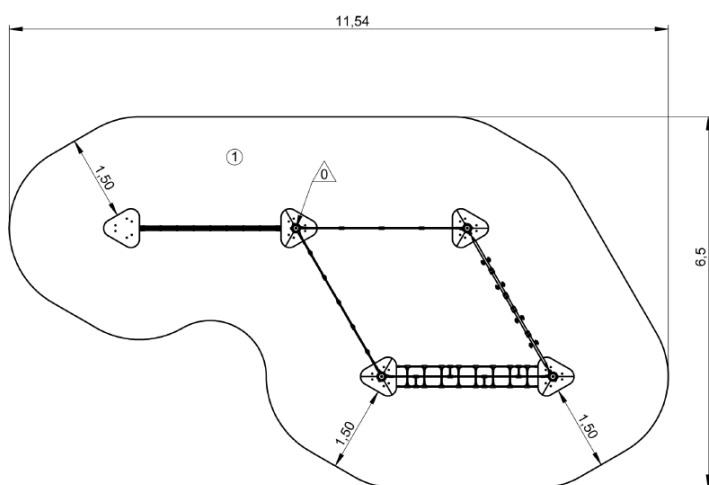


- ① Slalom unit
- ② Slackline
- ③ Rope bridge with balls
- ④ Horizontal ladder
- ⑤ Climbing tubes
- ⑥ Stool
- ⑦ Net base post

Installation of equipment

Impact area =

- Impact area
- Free space



1	<0,6m	53m ²



2



07h00



1.1m³



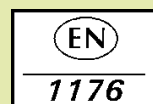
53m²



205kg



18kg



Proludic

0000-00-00