



2-8



24



0,65m




1 = 6,5m 2 = 5,9m 3 = 1,8m



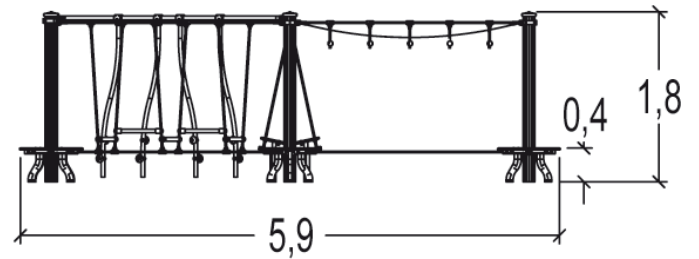
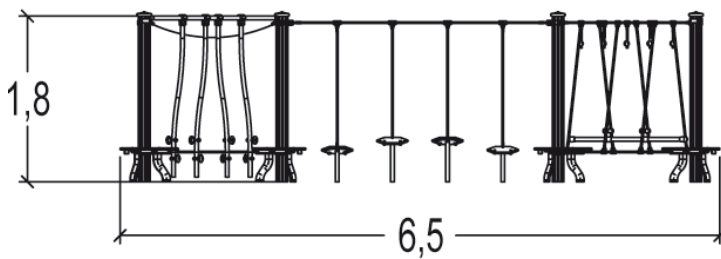

Motor disability



Sensorial disabilities



Learning disabilities



Play value : 9

balancing



x4

climbing

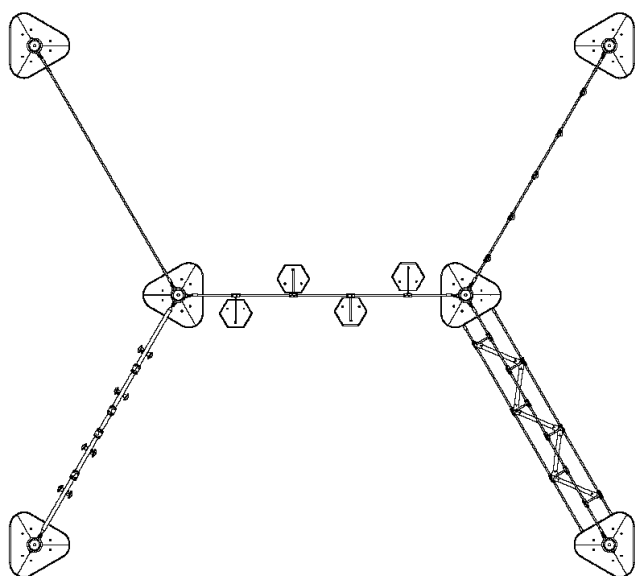


x1

getting across



x4

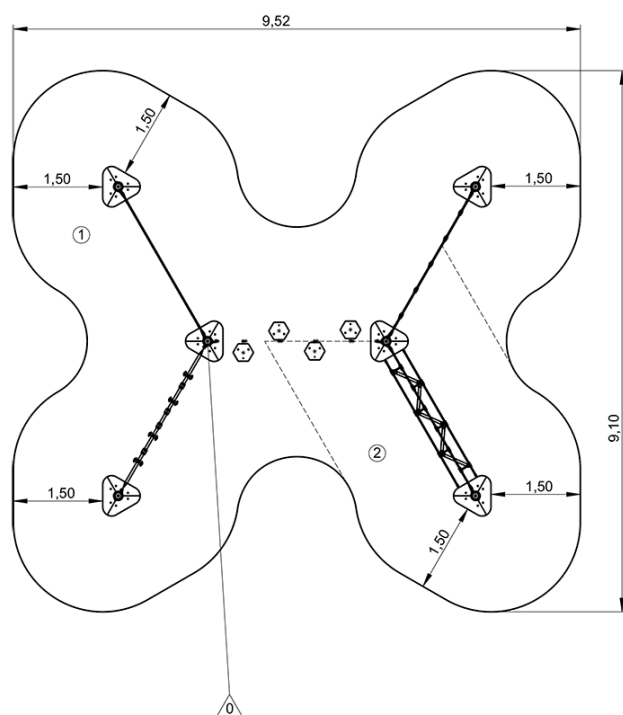




- ① Rope bridge
- ② Tilted steps
- ③ Rope bridge with balls
- ④ Bar unit
- ⑤ Climbing tubes
- ⑥ Net base post

Installation of equipment

Impact area =

— Impact area
 - - - Free space



		
1	<0,6m	48m ²
2	0,65m	18m ²



2



11h00



1.4m³



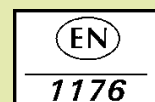
66m²



269kg



18kg



Proludic

0000-00-00