
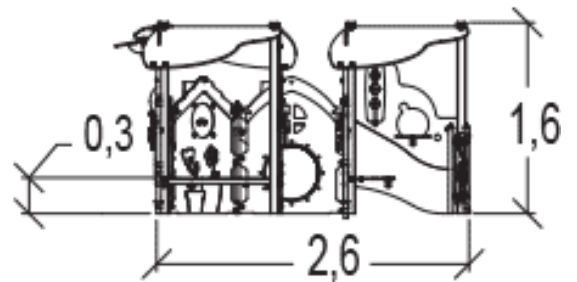














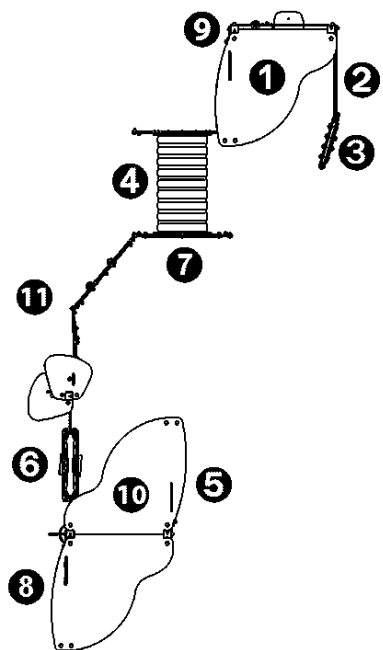
1+ | **35** | **0,6m** | **1 = 6,13m 2 = 2,97m 3 = 1,6m**


 Motor disability
 Sensorial disabilities
 Learning disabilities



Play value : 31

| | | | | | | | |
|--|--|---|---|---|--|--|---|
| role play  x3 | meeting  x4 | resting  x3 | handling  x5 | crawling  x2 | hiding  x1 | balancing  x1 | taking shelter  x2 |
| thinking  x2 | tactile stimulation  x1 | visual stimulation  x4 | climbing  x1 | getting across  x2 | | | |

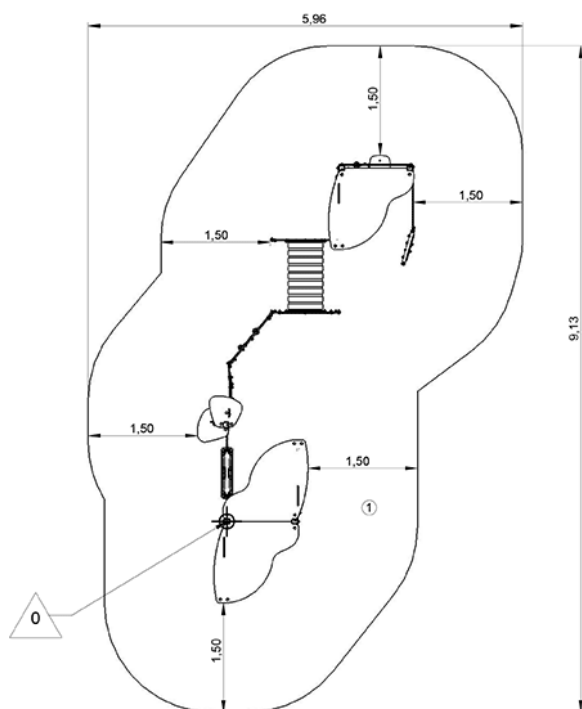


- ① Corner Diabolo
- ② Panneau Silhouette
- ③ Panneau Météo
- ④ Tunnel Maisonnette
- ⑤ Panneau Smiley
- ⑥ Bouée
- ⑦ Panneau Haut Maisonnette
- ⑧ Labyrinthe Kanopé
- ⑨ Hublot
- ⑩ Corner Kanopé Symétrique
- ⑪ Panneau ludique

Installation of equipment

Impact area =

- Impact area
- Free space



| | |
|---|--------------------|
| | |
| 1 | 0,6m |
| | 38,5m ² |



2



08h00



0.5m³



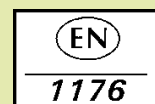
38.5m²



350kg



16kg



Proludic

0000-00-00