
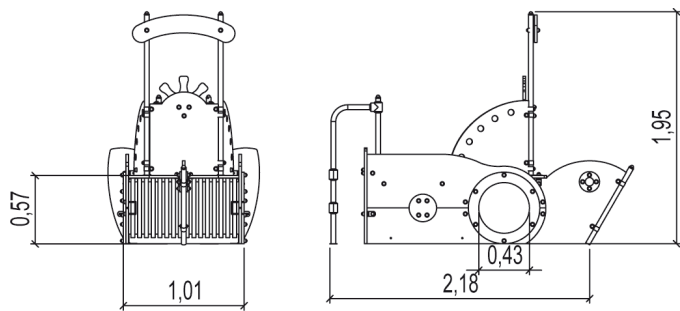









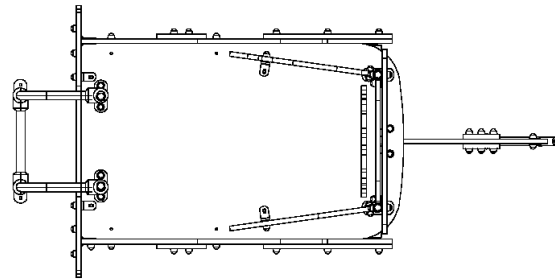
2-6 | 6 | 0,6m | 1 = 2,56m 2 = 1,27m 3 = 1,98m


 Motor disability
 Sensorial disabilities
 Learning disabilities



Play value : 7

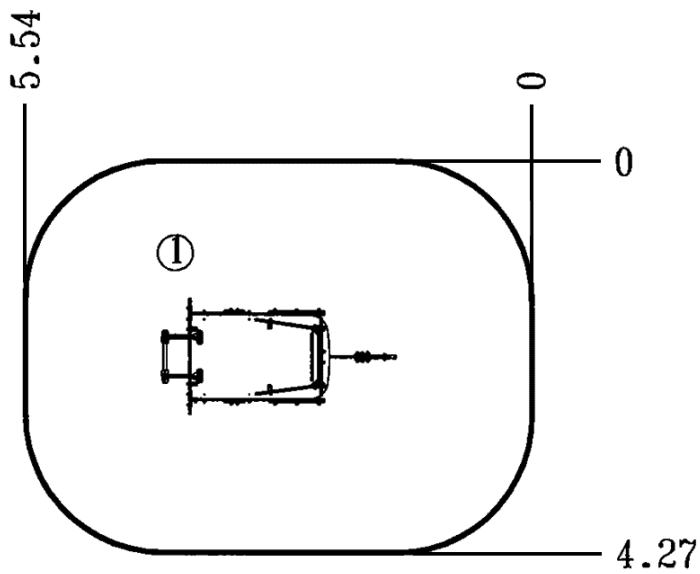
 role play x1	 meeting x1	 resting x1	 handling x1	 crawling x1	 hiding x1	 climbing x1
--	--	--	---	---	--	---













Installation of equipment

Impact area =

-  Impact area
-  Free space



		
1	0,6m	22m ²

							
2	05h30	0.2m ³	22m ²	141kg	24kg		2012-11-13