



2+



25



1,8m




1 = 5m 2 = 3,3m 3 = 2,7m



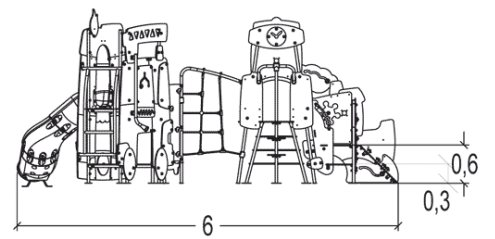
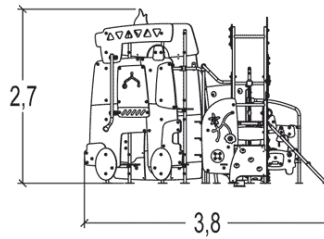

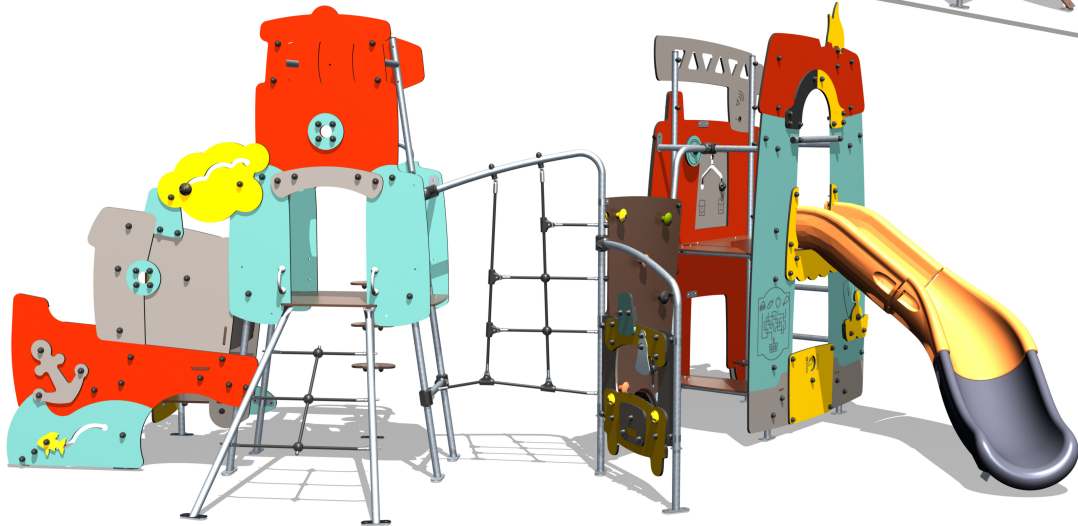


Motor disability



Sensorial disabilities



Learning disabilities



Play value :

25

climbing



x2

role play



x4

sliding



x1

meeting



x3

resting



x1

handling



x2

hiding



x1

sound stimulation



x1

tactile stimulation



x2

visual stimulation

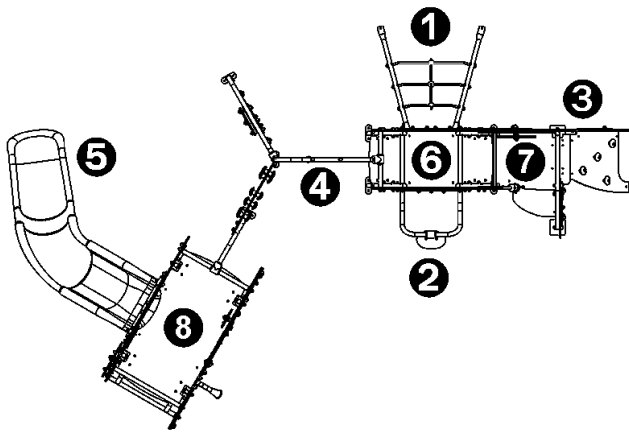


x3

climbing



x5

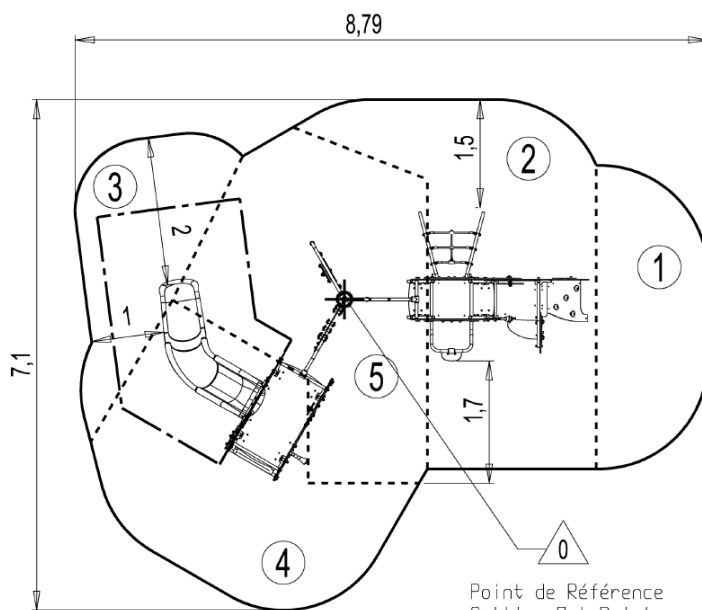


- ① Tilted net Ht : 97cm
- ② Coconut tree mast
- ③ Ambulance play panel
- ④ Net
- ⑤ Polyethylene slide Ht : 117cm
- ⑥ Platform Ht : 97cm
- ⑦ Platform Ht : 60cm
- ⑧ Platform Ht : 1.17m-1.8m

Installation of equipment

Impact area =

- Impact area
- Free space



Point de Référence
Setting Out Point
Punto de referencia
Bezugspunkt
Referentiepunt



1	0,6m	5,5m ²
2	0,97m	13m ²
3	1m	5,5m ²
4	1,17m	11m ²
5	1,8m	11,5m ²



2



16h00



0.5m³



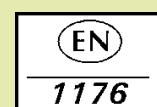
47m²



515kg



20kg



Proludic

2014-04-30