



1-8



6




0,2m



1 = 2,65m 2 = 1m 3 = 1,1m



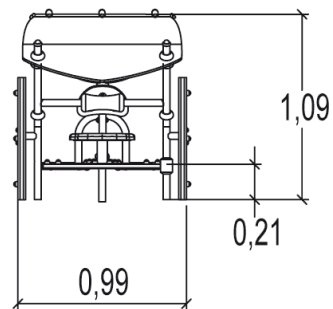
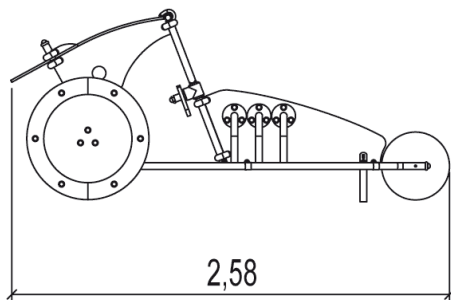

Motor disability



Sensorial disabilities



Learning disabilities



Play value :

**5**

resting



taking shelter



handling

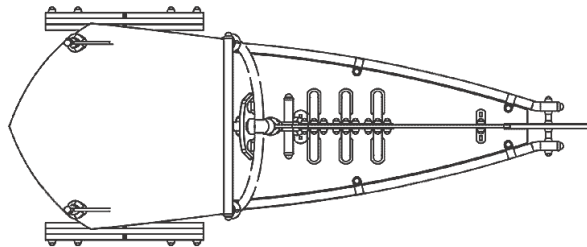


meeting



role play

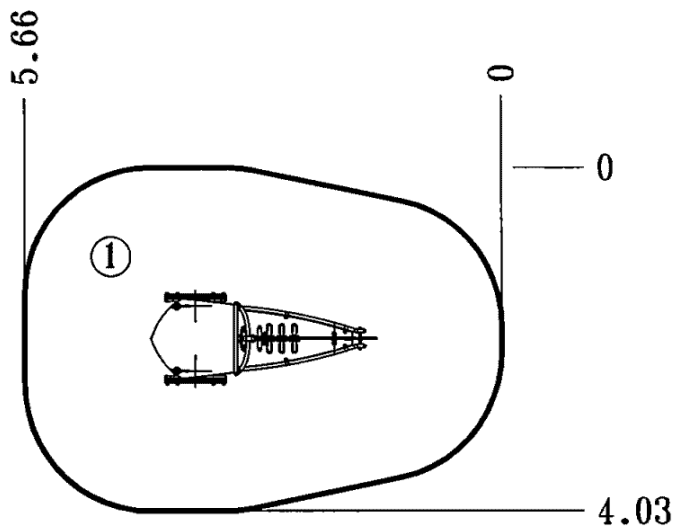














## Installation of equipment

Impact area =

-  Impact area
-  Free space



		
1	0,2m	19,5m <sup>2</sup>

							
2	03h15	0.09m <sup>3</sup>	19.5m <sup>2</sup>	123kg	20kg		2007-01-01