



3+



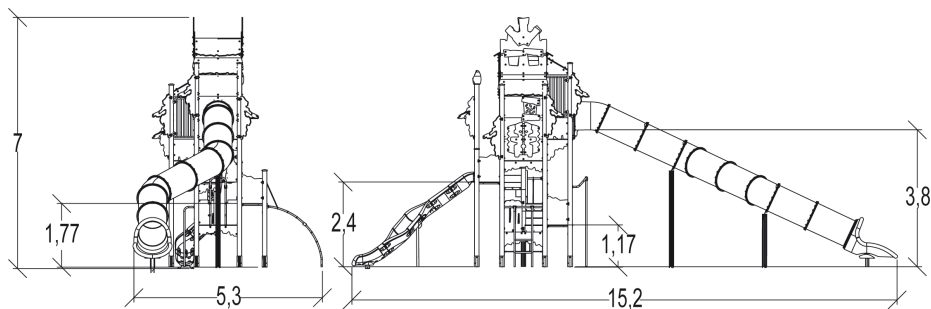

20



2,37m



1 = 15,26m 2 = 6m 3 = 7m



Play value : 10

role play



x1

sliding



x2

meeting



x1

handling



x1

hiding



x1

taking shelter



x1

visual stimulation

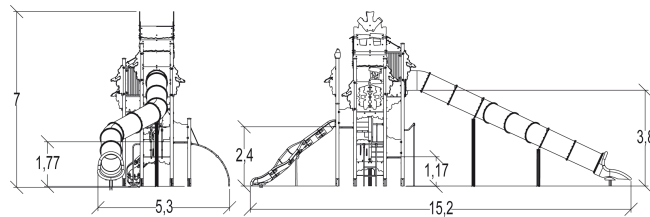


x1

climbing



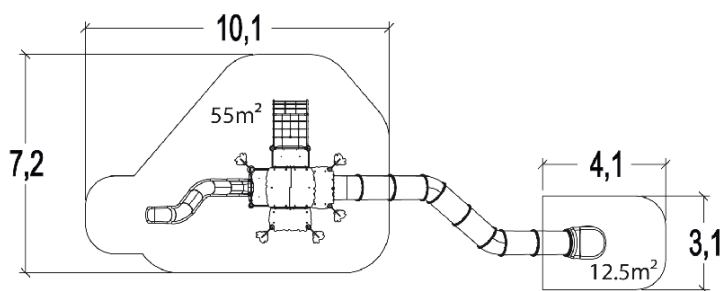
x2





Installation of equipment

Impact area =

 Impact area
 Free space



		
1	0,6m	6m ²
2	0,97m	4,5m ²
3	1m	23m ²
4	1,17m	4m ²
5	1,5m	5,5m ²
6	1,77m	8,5m ²
7	2,37m	17m ²



4



00h00



2.9m³



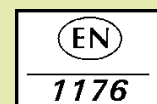
68.5m²



2059kg



44kg



Proludic

2016-01-08