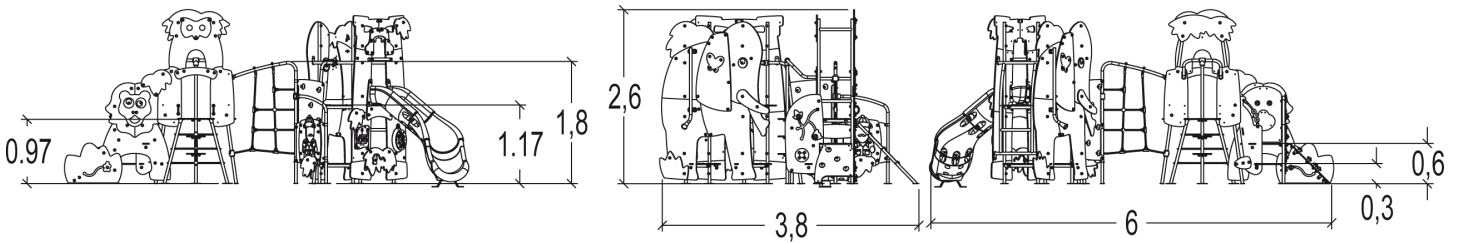


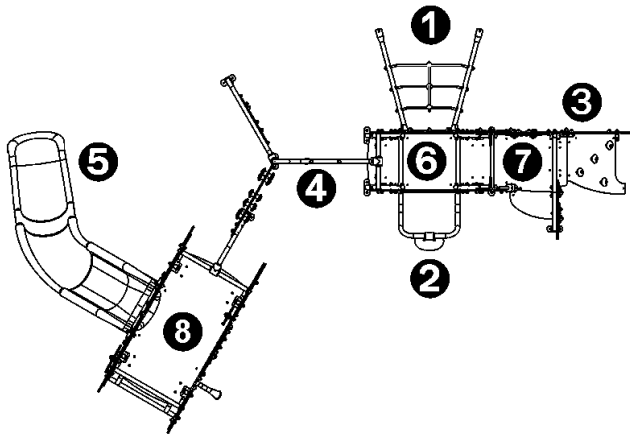
2+ |
 25 |
 1,8m |
 1 = 6m 2 = 3,8m 3 = 2,7m

Motor disability
 Sensorial disabilities
 Learning disabilities



Play value : 25

climbing x2	role play x4	sliding x1	meeting x3	resting x1	handling x2	hiding x1	sound stimulation x1	
tactile stimulation x2	visual stimulation x3	climbing x5						

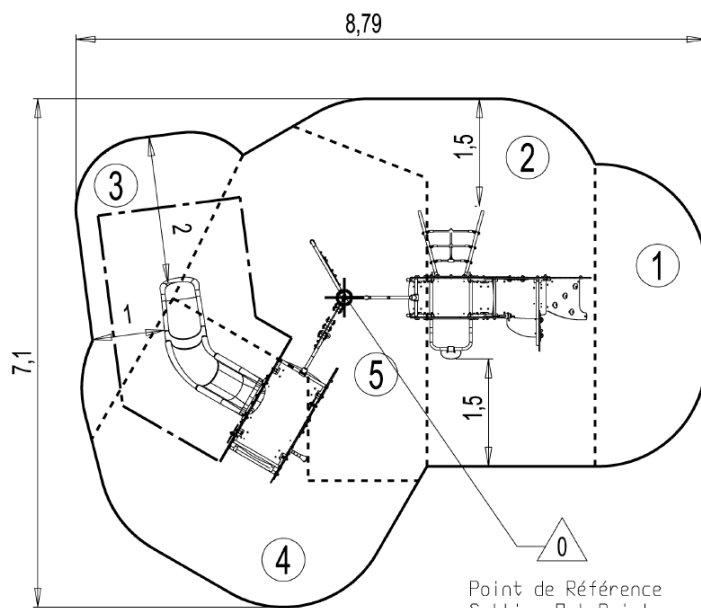


- ① Tilted net Ht : 97cm
- ② Coconut tree mast
- ③ Explorer panel
- ④ Net
- ⑤ Polyethylene slide Ht : 117cm
- ⑥ Platform Ht : 97cm
- ⑦ Platform Ht : 60cm
- ⑧ Platform Ht : 1.17m-1.8m

Installation of equipment

Impact area =

- Impact area
- Free space



Point de Référence
Setting Out Point
Punto de referencia
Bezugspunkt
Referentiepunt



1	0,6m	5,5m ²
2	0,97m	13m ²
3	1m	5,5m ²
4	1,17m	11m ²
5	1,8m	11,5m ²



2



16h00



0.5m³



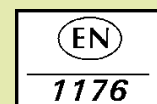
47m²



515kg



20kg



Proludic

2014-01-07