



2+



16



1,8m




1 = 3,2m 2 = 2,7m 3 = 2,5m



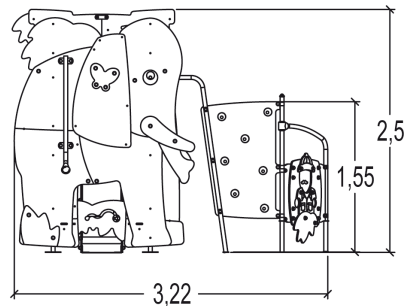
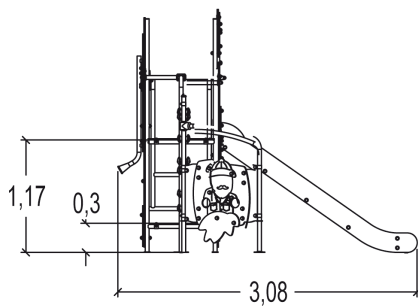
Motor disability



Sensorial disabilities



Learning disabilities



Play value :

14

climbing



x1

role play



x2

sliding



x1

meeting



x2

resting



x1

handling



x1

hiding



x1

sound stimulation



x1

tactile stimulation



x1

visual stimulation

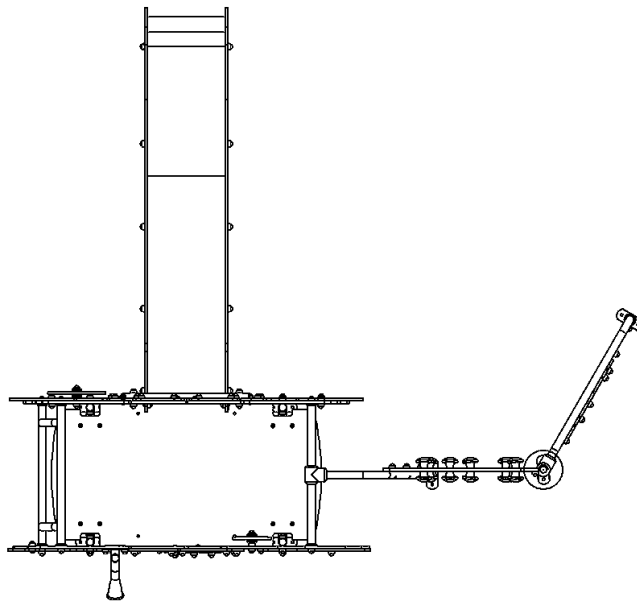


x2

climbing



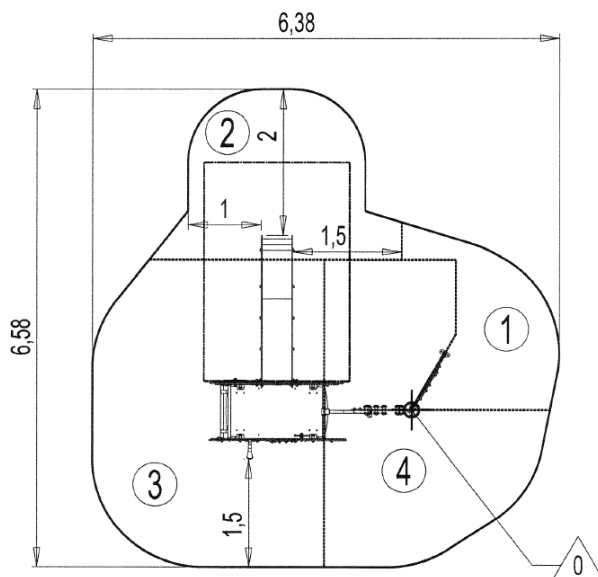
x1





Installation of equipment

Impact area =

-  Impact area
-  Free space



		
1	0,6m	3,5m ²
2	1m	6m ²
3	1,17m	12,5m ²
4	1,8m	9m ²

Point de Référence
Setting Out Point
Punto de referencia
Bezugspunkt
Referentiepunt



2



08h00



0.3m³



31m²



300kg



17kg



Proludic

2014-07-02