



3+



34



1,7m



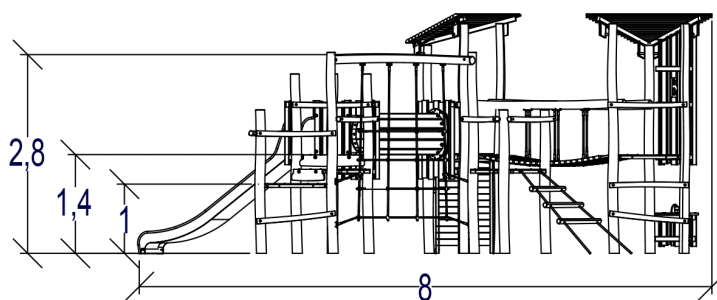
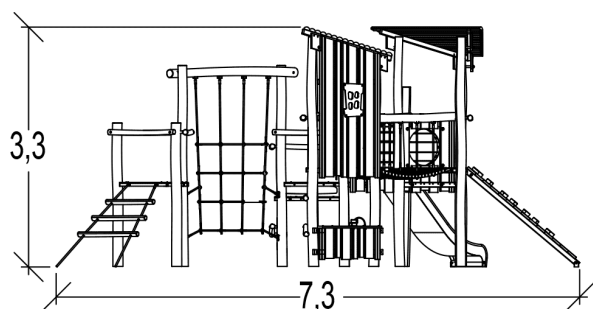


1 = 7,29m 2 = 8m 3 = 3,33m



Motor disability

Sensorial disabilities

Learning disabilities



Play value :

22

role play



x4

sliding



x1

meeting



x3

handling



x1

crawling



x1

hiding



x1

balancing



x2

taking shelter



x1

climbing

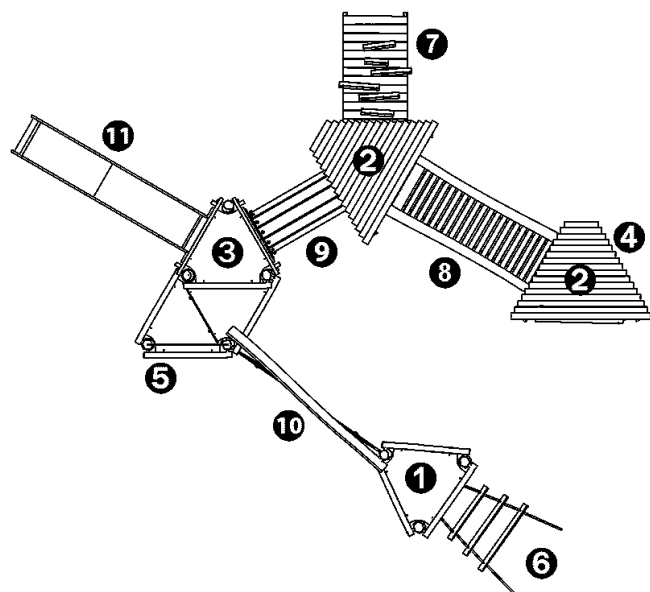


x5

getting across



x3

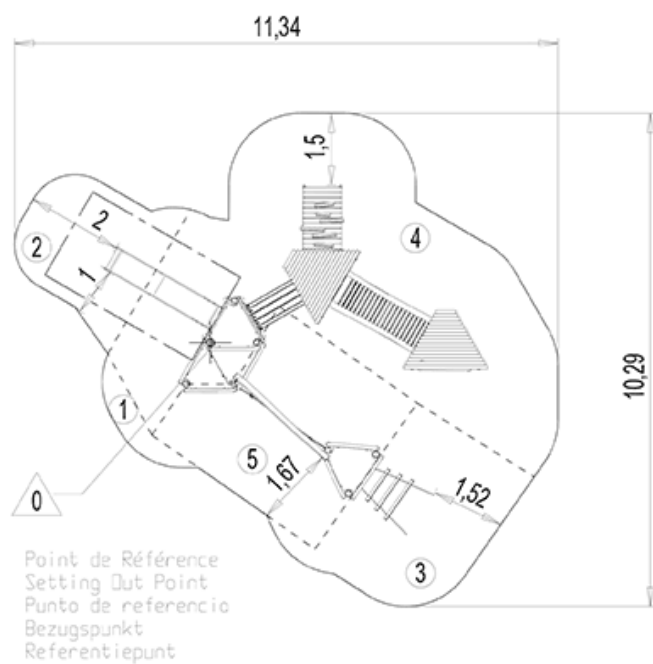


- ① Platform
- ② Roof
- ③ Platform Ht: 1.37m
- ④ Bridge 1 plank Ht: 0.97mm
- ⑤ Vertical ladder Ht: 1.17
- ⑥ Flexible log ladder Ht: 1.17m
- ⑦ Sloping ramp with logs Ht: 1.37m
- ⑧ Flexible bridge
- ⑨ Green tunnel
- ⑩ Vertical net
- ⑪ Slide Ht: 1.37m

Installation of equipment

Impact area =

- Impact area
- - - Free space



1	0,97m	1,5m ²
2	1m	7,5m ²
3	1,17m	11,5m ²
4	1,37m	37,5m ²
5	1,7m	14m ²



2



20h00



0.2m³



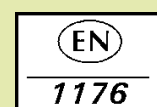
72m²



1412kg



57kg



Proludic

0000-00-00