



6+



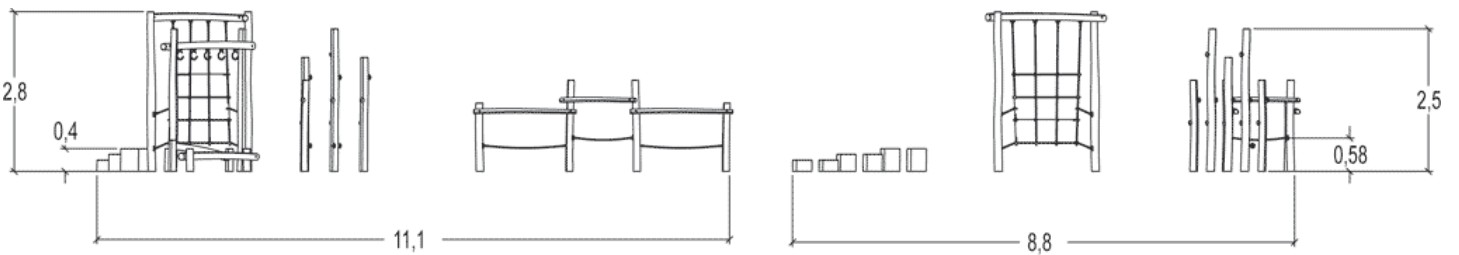
20



2,8m



1 = 17,56m 2 = 11,17m 3 = 2,8m



Play value : 11

climbing



x1

hanging



x1

balancing



x3

climbing

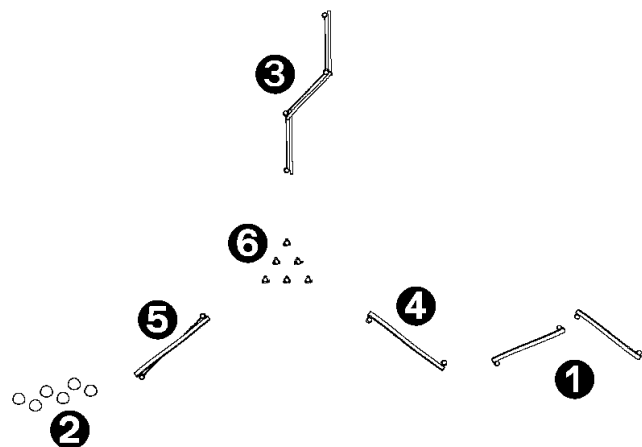


x1

getting across



x5

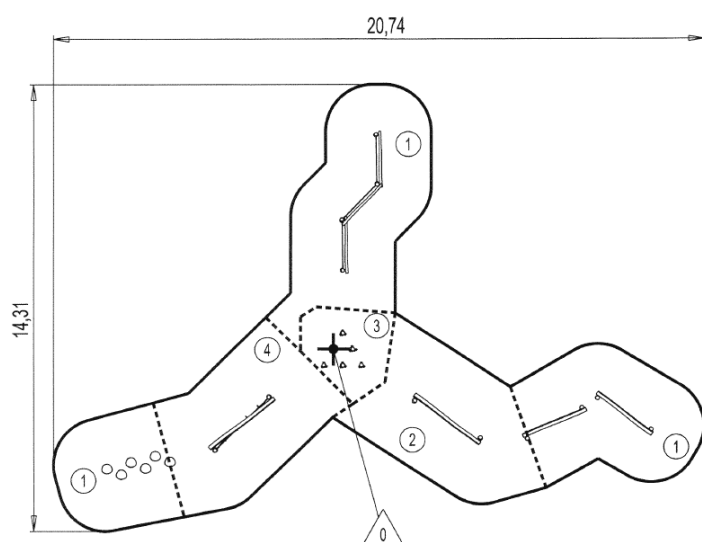


- ① Balance Beam
- ② Japanese steps
- ③ Walkway
- ④ Swinging rings
- ⑤ Vertical net
- ⑥ Climbing posts

Installation of equipment

Impact area =

- Impact area
- Free space



Point de Référence
Setting Out Point
Punto de referencia
Bezugspunkt
Referentiepunt

1	0,6m	58m ²
2	1,9m	21,5m ²
3	2,1m	7m ²
4	2,8m	21,5m ²



2



10h50



0.9m³



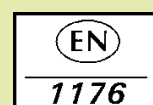
108m²



1036kg



400kg



Proludic

2013-07-29