



2+



33



1m



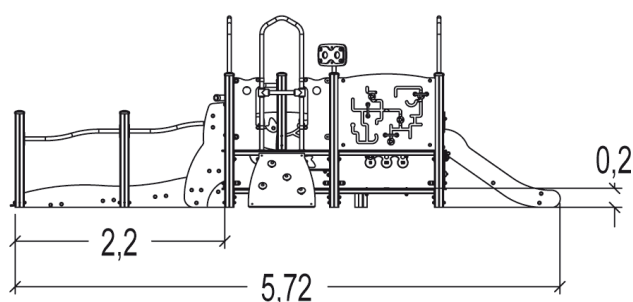
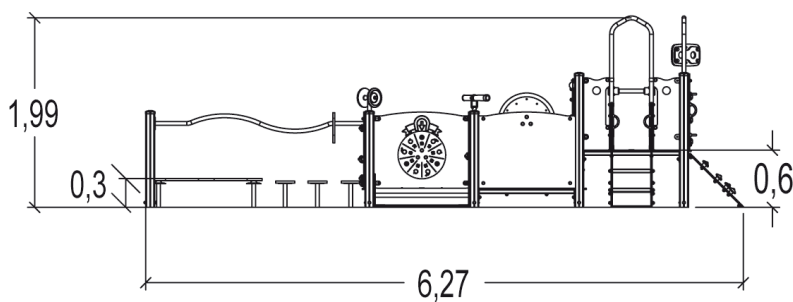



1 = 6,27m 2 = 5,72m 3 = 2m



Motor disability

Sensorial disabilities

Learning disabilities



Play value :

25

sliding



x1

meeting



x1

handling



x9

balancing



x1

thinking



x4

tactile stimulation




x1

visual stimulation



x5

climbing

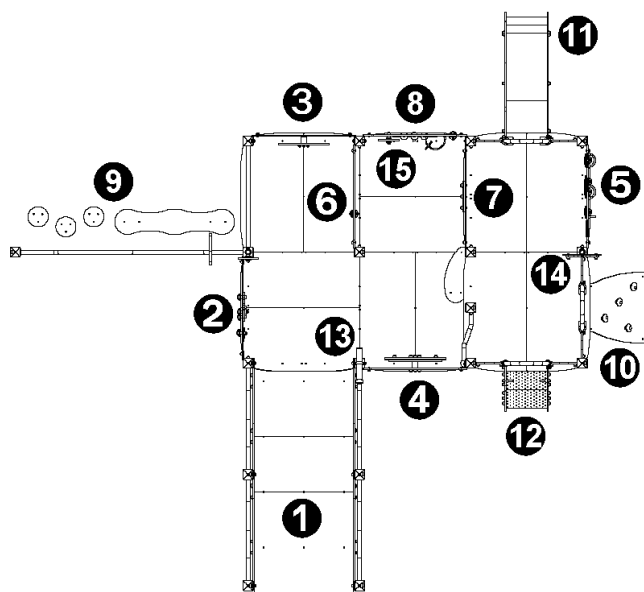


x2

getting across



x1

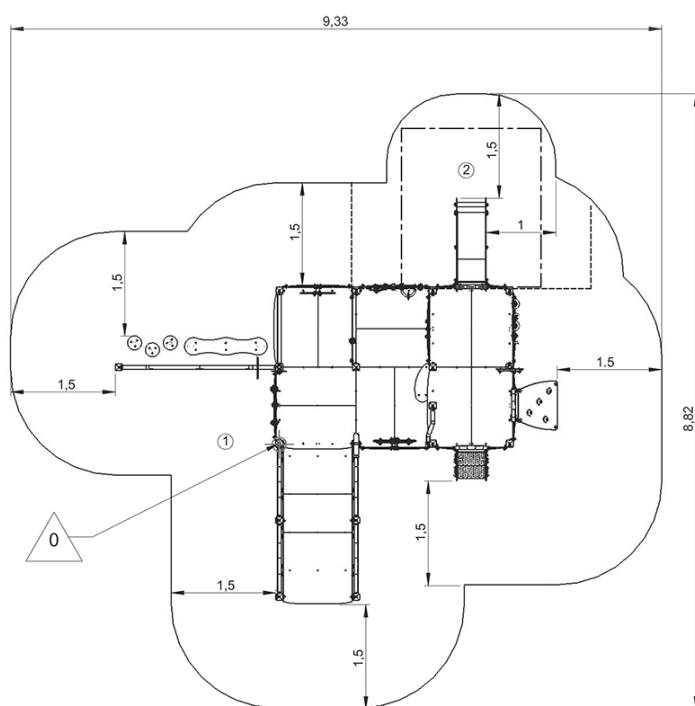


- ① Access ramp
- ② Flower panel
- ③ Lottery Panel
- ④ The Pachinko Play Panel
- ⑤ 'Maze' board
- ⑥ Triple play panel
- ⑦ Coloured porthole
- ⑧ Animal panel
- ⑨ Play Trail
- ⑩ Slope
- ⑪ Slide HT: 0.6m
- ⑫ Steps
- ⑬ Telescope
- ⑭ Coloured binoculars
- ⑮ Spinning disc

Installation of equipment

Impact area =

—— Impact area
- - - Free space



1	0,6m	46m ²
2	1m	9m ²



2



34h00



0.7m³



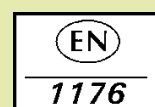
55m²



778kg



22kg



Proludic

0000-00-00