



2+



33



1m



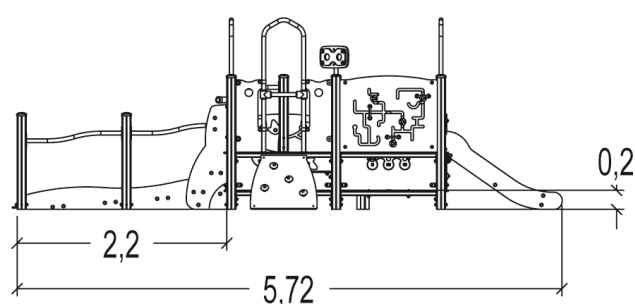
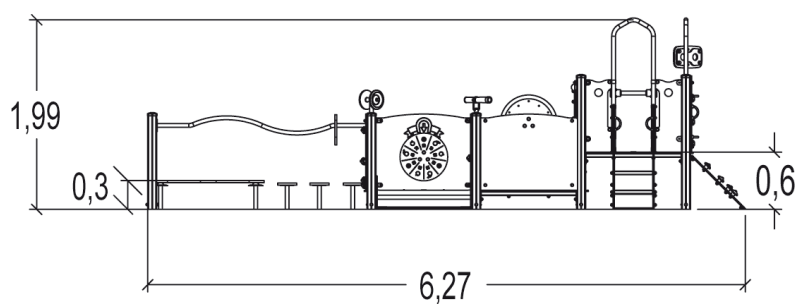




1 = 6,27m 2 = 5,72m 3 = 2m



Motor disability

Sensorial disabilities

Learning disabilities



Play value :

26

sliding



x1

meeting



x1

handling




x9

balancing



x1

thinking



x4

tactile stimulation




x1

visual stimulation



x5

climbing

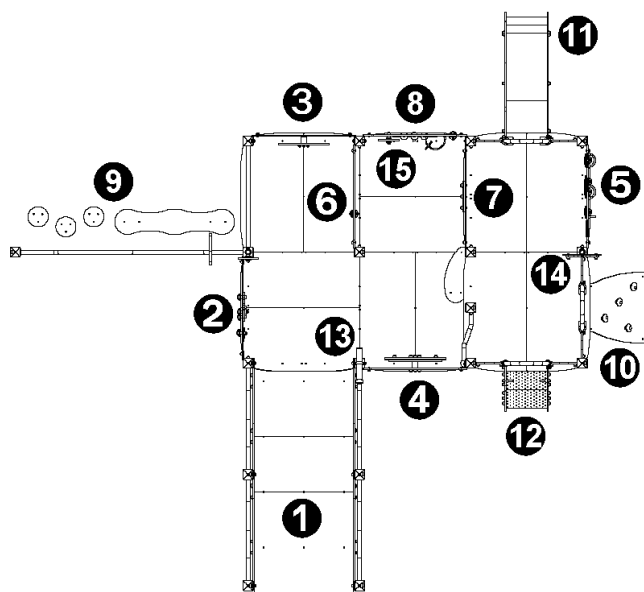


x2

getting across



x2

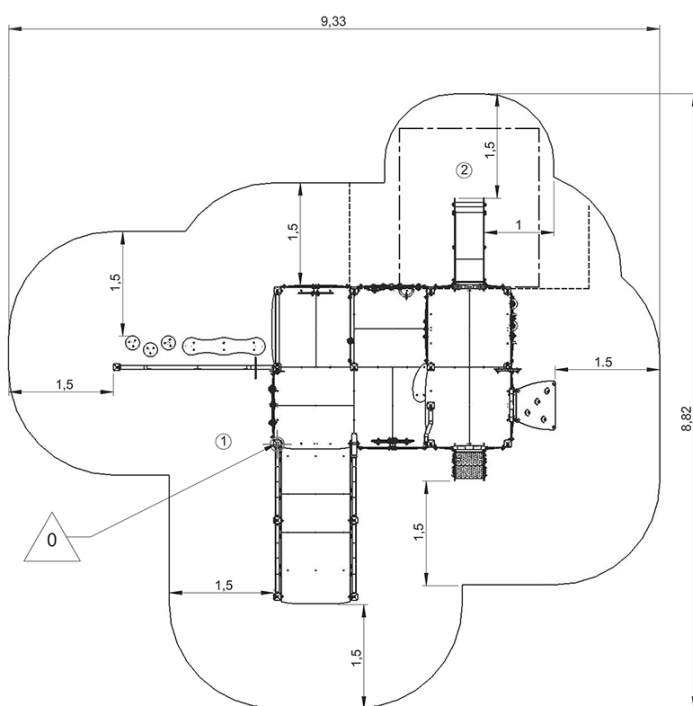




- ① Access ramp
- ② Flower panel
- ③ Lottery Panel
- ④ The Pachinko Play Panel
- ⑤ 'Maze' board
- ⑥ Triple play panel
- ⑦ Coloured porthole
- ⑧ Animal panel
- ⑨ Play Trail
- ⑩ Slope
- ⑪ Slide HT: 0.6m
- ⑫ Steps
- ⑬ Telescope
- ⑭ Coloured binoculars
- ⑮ Spinning disc

## Installation of equipment

Impact area =

———— Impact area  
 - - - - Free space



		
1	0,6m	46m <sup>2</sup>
2	1m	9m <sup>2</sup>



2



34h00



0.7m<sup>3</sup>



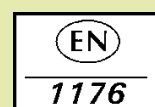
55m<sup>2</sup>



780kg



22kg



*Proludic*

2013-01-11