



4+



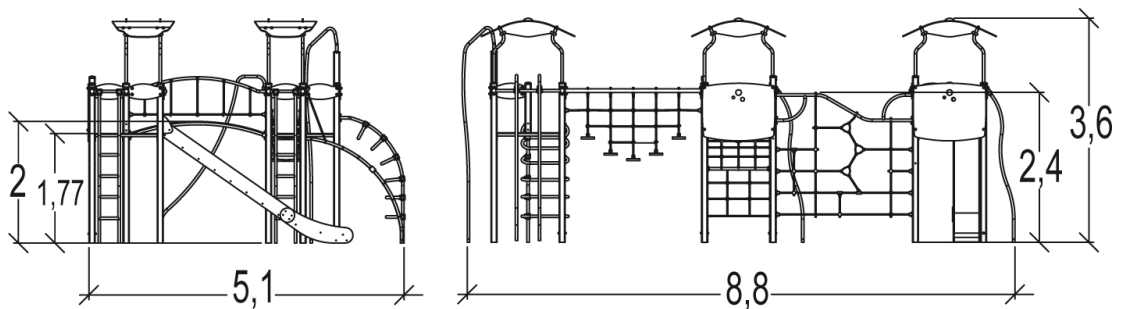
36



2,5m



1 = 8,95m 2 = 5,2m 3 = 3,6m



Play value : 14

sliding



x3

meeting



x2

balancing



x1

taking shelter



x1

climbing

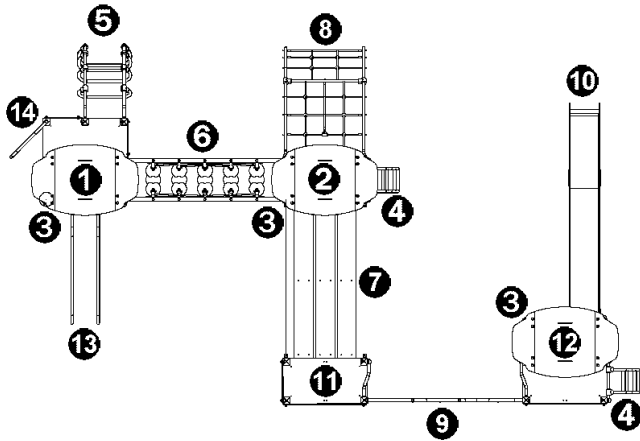


x5

getting across



x2

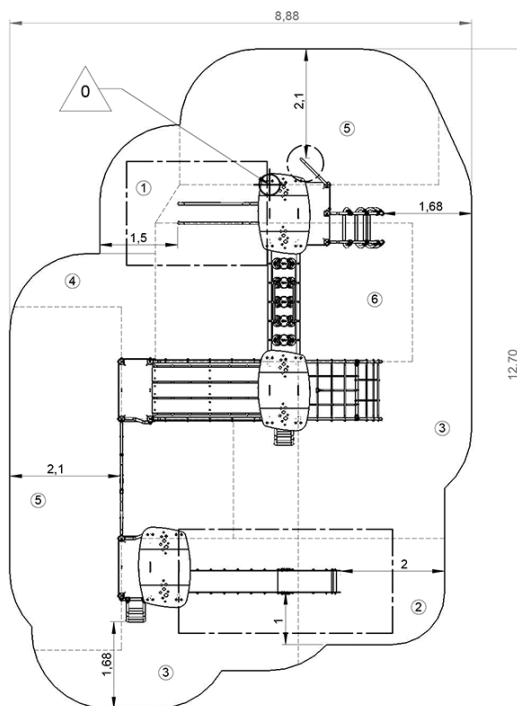


- ① Rectangular platform
- ② Square platform
- ③ Roof
- ④ Curved ladder
- ⑤ L'échelle courbe H : 1,77 m
- ⑥ Floating steps
- ⑦ Curved bridge
- ⑧ Curved climbing net
- ⑨ Climbing net
- ⑩ Slide
- ⑪ Rectangular platform
- ⑫ Square platform
- ⑬ Speed Slide
- ⑭ Fireman's pole

Installation of equipment

Impact area =

- Impact area
- Free space



1	0,6m	3m ²
2	1m	7,5m ²
3	1,77m	30m ²
4	2,3m	8m ²
5	2,4m	31,5m ²
6	2,5m	13,5m ²



2



15h00



0.8m³



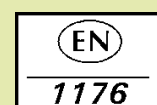
93.5m²



1000kg



81kg



Proludic

0000-00-00