



3+



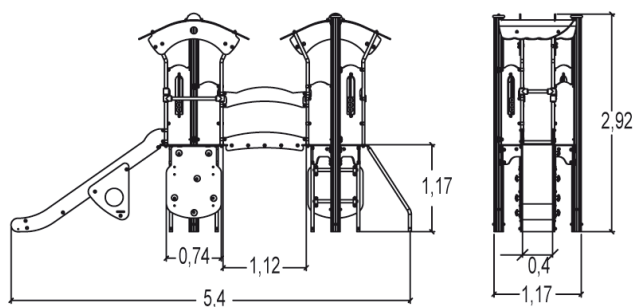
15



1,17m



1 = 5,4m 2 = 1,2m 3 = 2,9m



Play value : 8

climbing



x1

sliding



x1

meeting



x1

resting



x1

handling



x1

taking shelter



x1

climbing

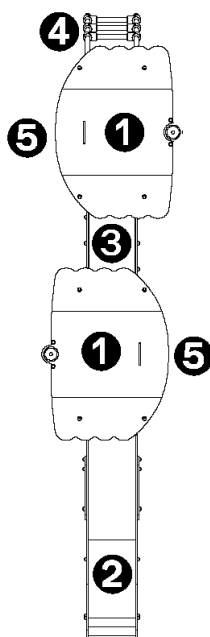


x1

getting across



x1

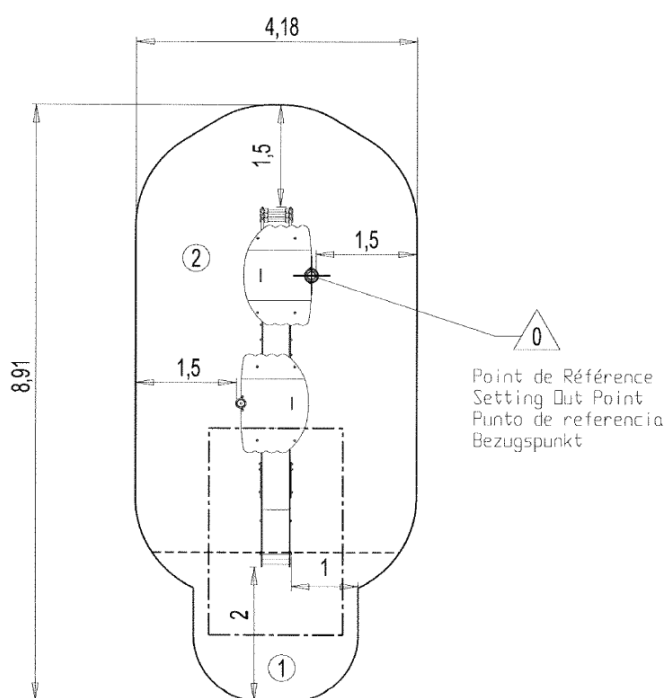


- ① Tower HT: 1.17m
- ② Slide HT: 1.17m
- ③ Walkway
- ④ Inclined ladder
- ⑤ Wall
- ⑥ Climbing wall
- ⑦ Seat
- ⑧ Counting panel

Installation of equipment

Impact area =

- Impact area
- Free space



1	1m	5,5m ²
2	1,17m	27m ²



2



27h00



0.2m³



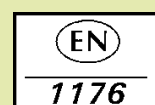
32.5m²



337kg



33kg



Proludic

0000-00-00