



3+



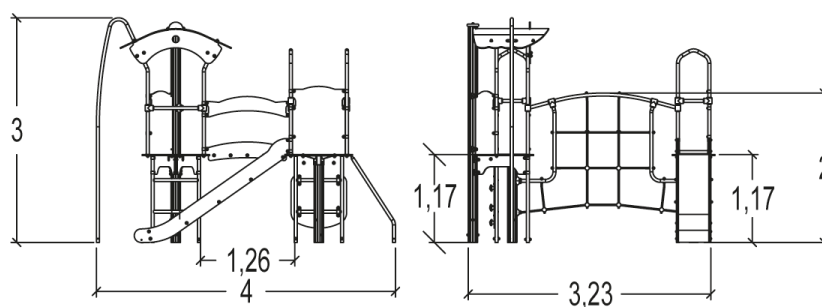
26



2m



1 = 3,78m 2 = 3,31m 3 = 3m



Play value : 10

climbing



x1

sliding



x2

meeting



x2

taking shelter



x1

climbing

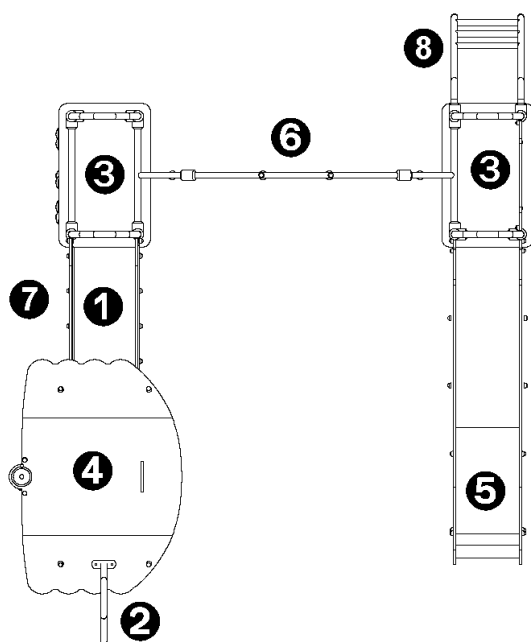


x2

getting across



x2

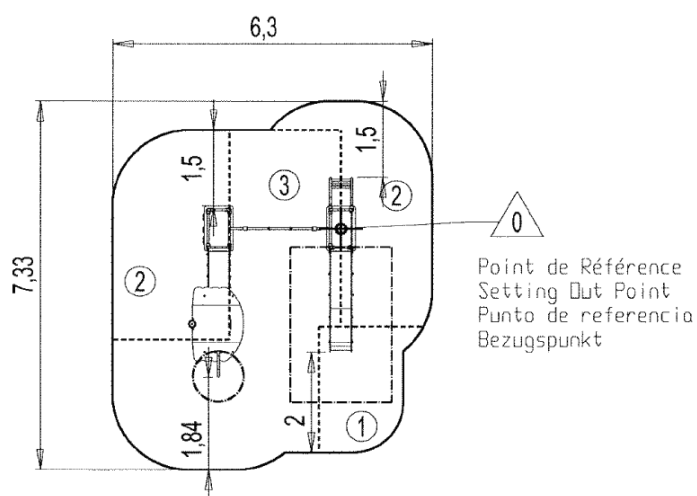




- 1 Walkway
- 2 Fireman's pole
- 3 Platform HT: 1.17m
- 4 Tower HT: 1.17m
- 5 Slide
- 6 Net
- 7 Climbing wall
- 8 Inclined ladder

## Installation of equipment

Impact area =

— Impact area  
- - - Free space



		
1	1m	4,5m <sup>2</sup>
2	1,17m	17,5m <sup>2</sup>
3	2m	19m <sup>2</sup>



2



14h00



0.4m<sup>3</sup>



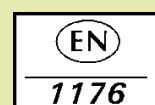
41m<sup>2</sup>



330kg



33kg



*Proludic*

0000-00-00