



3+



20



2m



1 = 5,43m 2 = 2,71m 3 = 2,9m



Play value : 11

climbing



x1

sliding



x1

meeting



x1

resting



x1

handling



x1

taking shelter




x1

climbing

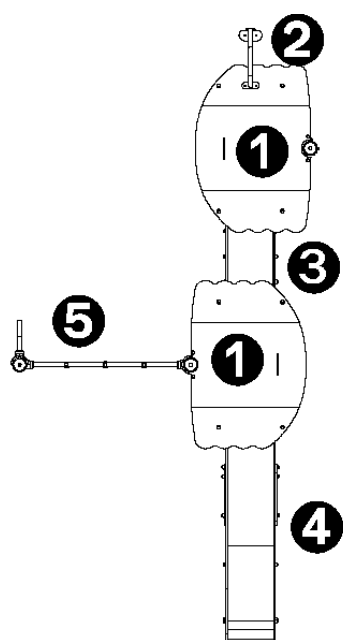


x3

getting across



x2

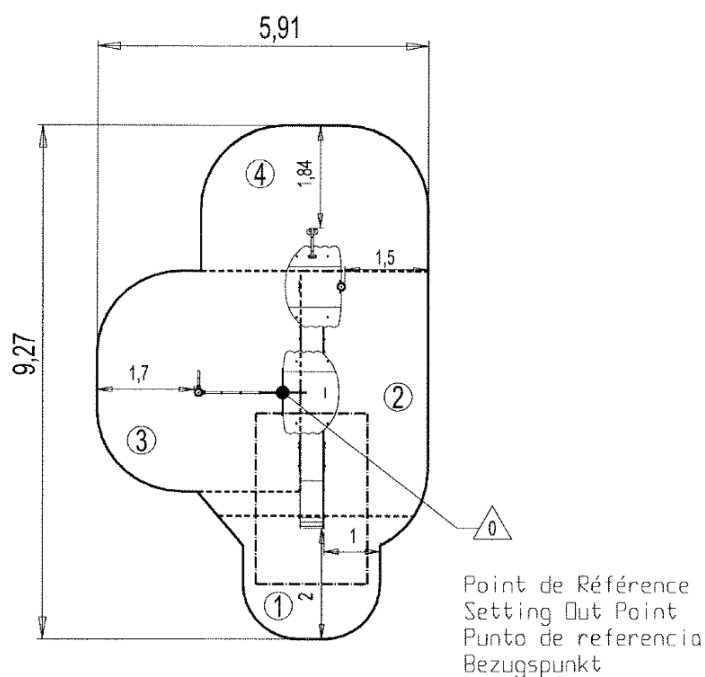




- ❶ Tower HT: 1.17m
- ❷ Coconut tree mast
- ❸ Walkway
- ❹ Slide HT: 1.17m
- ❺ Climbing net
- ❻ Post
- ❼ Post ladder
- ❽ Climbing wall
- ❾ Seat
- ❿ Counting panel

Installation of equipment

Impact area =

———— Impact area
 - - - - Free space



		
1	1m	5,5m ²
2	1,17m	12m ²
3	1,8m	13,5m ²
4	2m	10m ²



2



16h00



0.26m³



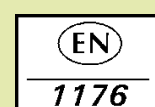
41m²



366kg



33kg



Proludic

2009-01-01