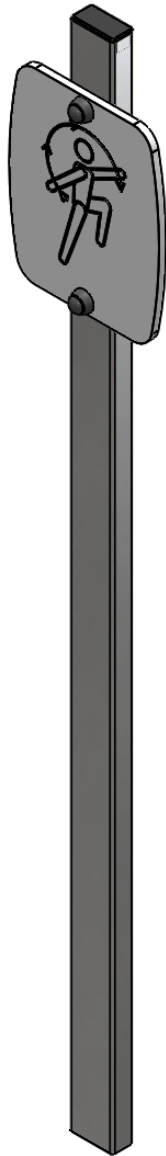


J3734A

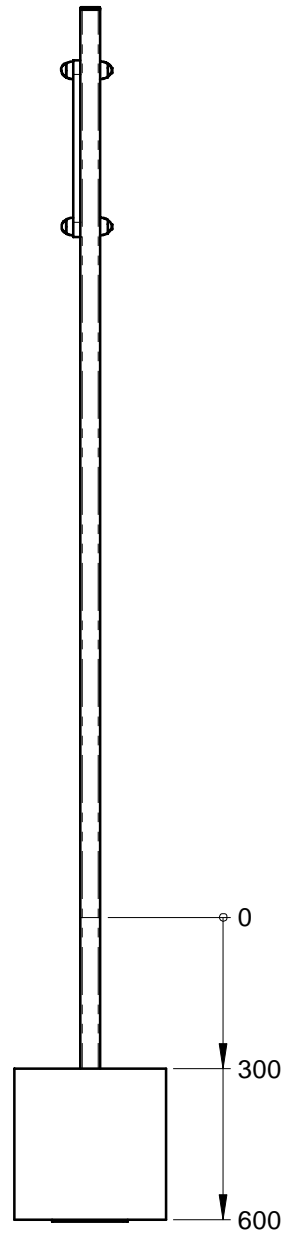
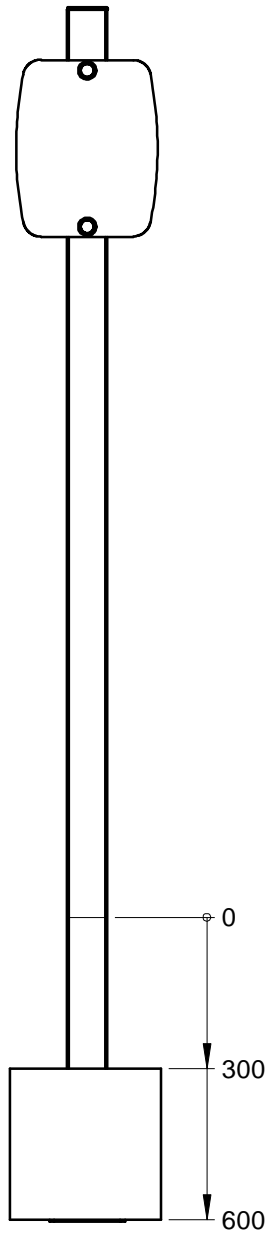
ProLudic






REF	Qté
ET2409-G07	1
LP3700	1
M4080	1
M10310N	4
M10440N	4
VEFM10	2
VTH10x80	2

24-11-2019

Implantation
 Footing plan
 Implantación
 Fundamentplan



 x1	 1H15	 0.1m ³
---	--	---

