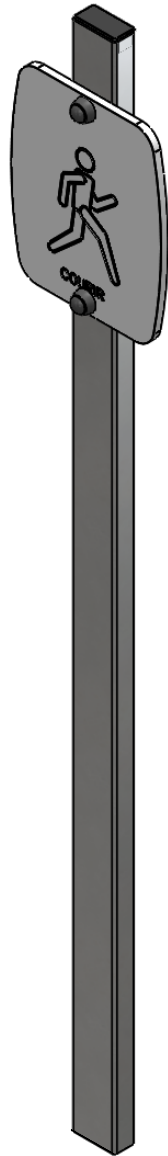


# J3733A

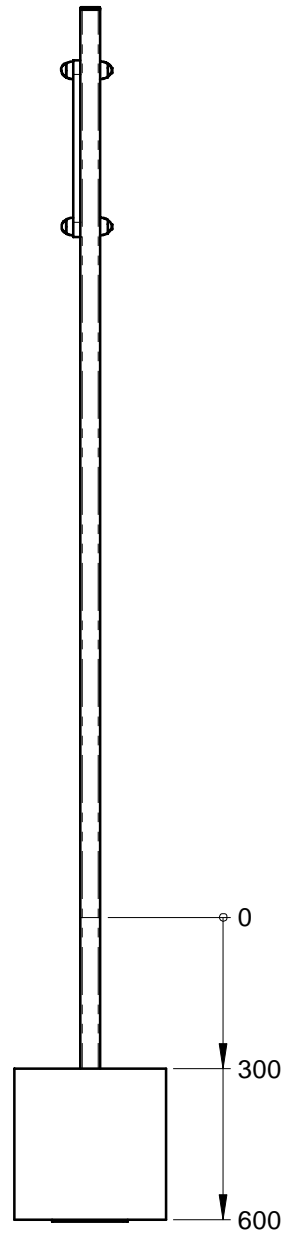
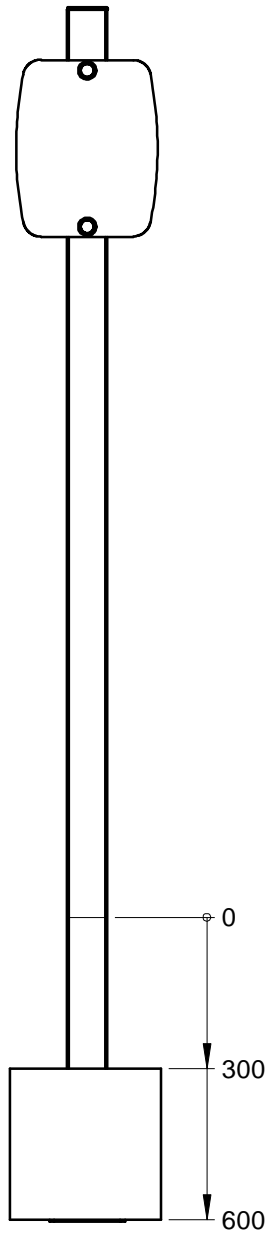
*Proludic*






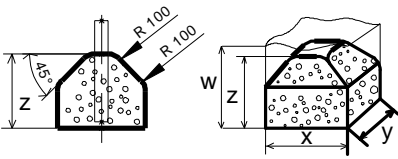
| REF        | Qté |
|------------|-----|
| ET2409-G04 | 1   |
| LP3700     | 1   |
| M4080      | 1   |
| M10310N    | 4   |
| M10440N    | 4   |
| VEFM10     | 2   |
| VTH10x80   | 2   |

24-11-2019

Implantation  
 Footing plan  
 Implantación  
 Fundamentplan



|  |   |   |
|--|---|---|
|  |  |  |
| x1   | 1H15  | 0.1m <sup>3</sup>   |

|  |   |     |
|--|---|-----|
|  | X | 300 |
|  | Y | 300 |
|  | Z | 300 |

