


Installation Instructions

Wall Fixed

Wall Marimba
Page 1 of 3

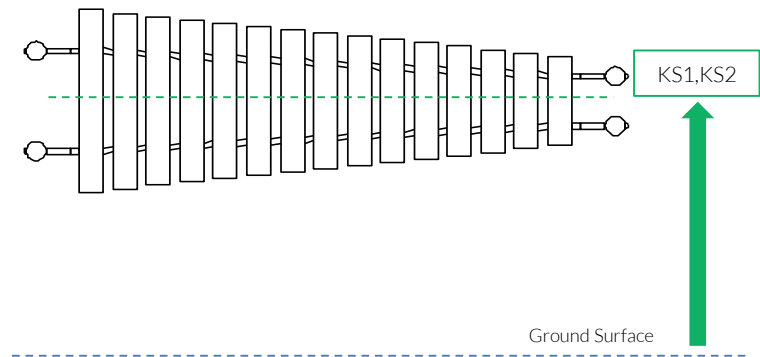
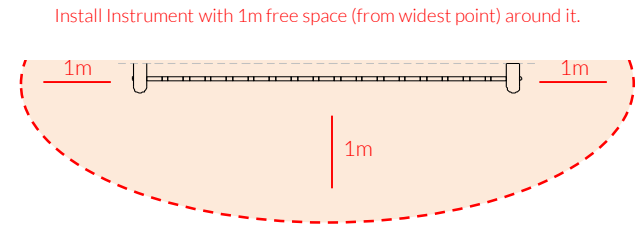


1. Mark hole positions on wall, then drill to manufacturers specified diameter and depth of M10 rawl bolt (See Wall Fix installation sheet)

2. Once holes are drilled insert M10 rawl bolts into holes and set in place to secure tightly

3. Attach wall mounts onto rawl bolts making sure they are tight to the wall and have the large holes to the outside. Use a long tool to tighten further.

4. Once all mounts are fixed in place attach the notes using M8 Barrel Nuts and Pin torx bit.



Instrument Components:



x4

M8 Barrel Nut



x4

Wall mounts

Metric Conversion:
700mm/ 28"
850mm/ 33"
1m/ 39"

Weight of heaviest part **12kg** (Wall Marimba Notes)



Pair Small Red Beaters X1

Wall fixings are not supplied, installer will select suitable method of fixing. Suggested Fixing M10 Rawl Bolt



Spares available from percussionplay.com or from your local distributor

14 Kg

Tools:

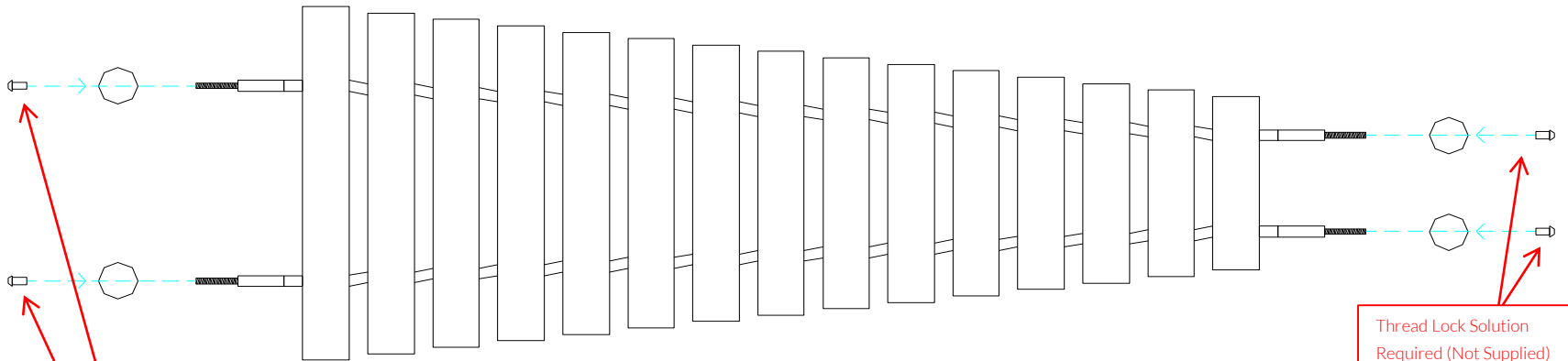
 x1
 TX 40 Driver Bit

Wall Fixed
 Wall Marimba
 Page 2 of 3



COMPONENTS LIST:


☐ M8 Barrel Nut Pin torx X4



Thread Lock Solution
 Required (Not Supplied)

Thread Lock Solution
 Required (Not Supplied)

Instrument
 Components:

 x4
 M8 Barrel Nut

Thread Lock Solution
 Required (Not Supplied)




Pair Small Red
 Beaters X1

Wall fixings are not supplied, installer will select suitable method of fixing. Suggested Fixing M10 Rawl Bolt



Spares available from
percussionplay.com or from your
 local distributor

14 Kg

Wall Fix Installation

1. Mark hole positions .

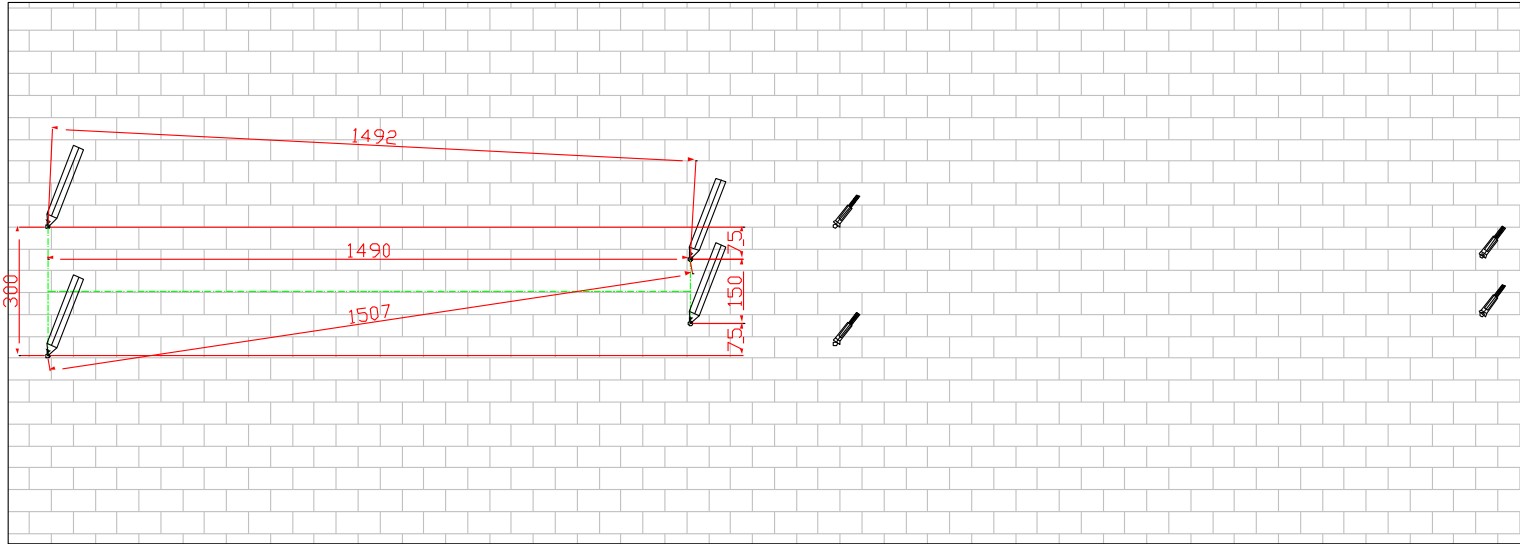
2. Drill holes .

Tools:

 x1
TX45 Driver Bit

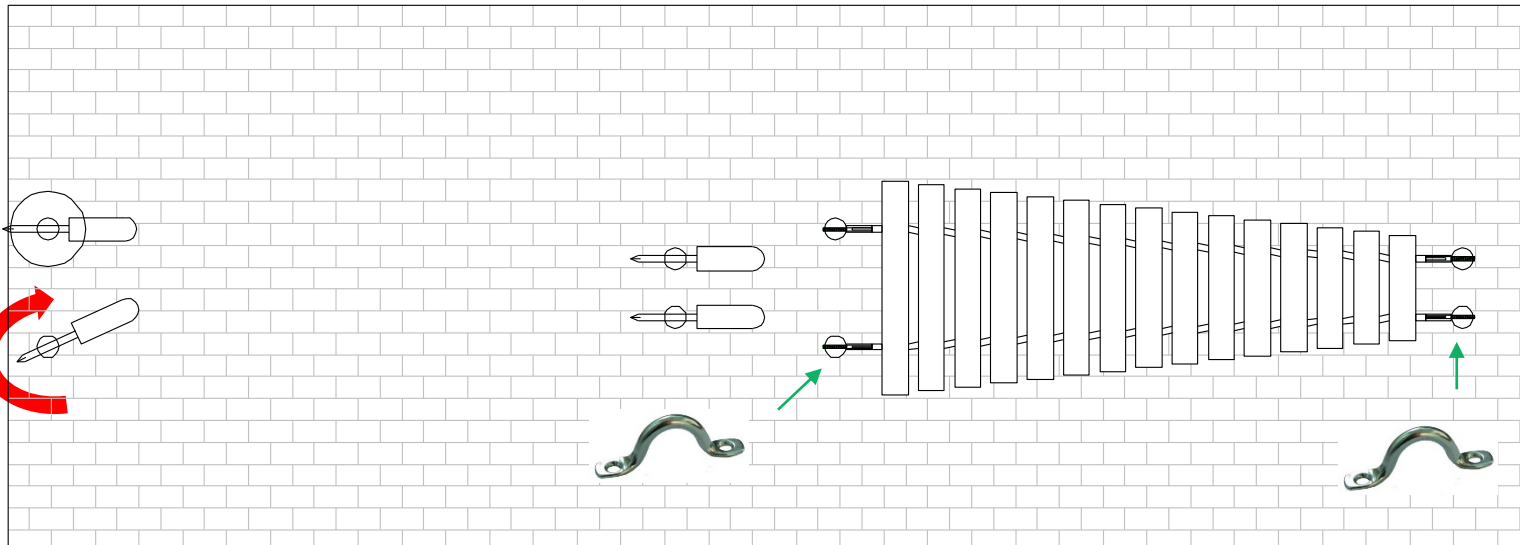
Wall Fixed

Wall Marimba
Page 3 of 3



3. Fit wall mounts .

4. Attach notes .



Saddle Straps should be attached to the bottom wall mounts to attach the beaters

Instrument Components:



x4

M8 Barrel Nut



x4

Wall mounts

Metric Conversion:

1507mm / 59 21/64"
1492mm / 58 47/64"
1490mm / 58 21/32"
300mm / 11 13/16"
150mm / 5 29/32"
75mm / 3"



BSEN 1176